

Tracking the Takes and Trajectories of English-Language News Narratives across Trustworthy and Worrisome Websites

Hans W. A. Hanley
Stanford University

Emily Okabe
Stanford University

Zakir Durumeric
Stanford University

Abstract

Understanding how misleading and outright false information enters and spreads within news ecosystems remains a difficult challenge that requires tracking how stories spread across thousands of fringe and mainstream news websites. To take this challenge, we introduce a novel system that utilizes encoder-based large language models and zero-shot stance detection to scalably identify and track news stories and their attitudes to different topics across thousands of factually unreliable, mixed-reliability, and factually reliable English-language news websites. Deploying our system over an 18-month period, we track the spread of 146K news stories across over 4,000 websites. Using network-based interference via the NETINF algorithm, we show that the paths of news stories and the stances of websites toward particular entities can be used to uncover slanted propaganda networks (*e.g.*, anti-vaccine and anti-Ukraine) and to identify the most influential websites in spreading these attitudes in the broader news ecosystem. We hope that the increased visibility into news ecosystems that our system provides assists with the reporting and fact-checking of propaganda and disinformation.

1 Introduction

Misinformation has promoted dangerous fake health cures [16], promoted jingoism and propaganda during wars [84, 109, 121], and incited violence [6, 17]. While there has been significant investigation into how misleading information spreads across social media platforms and fringe websites [80, 81, 127], recent work has emphasized the degree to which the vast majority of people do not visit fringe websites or regularly encounter misinformation on social media [10, 101]; rather, most people consume news through more mainstream platforms like television news [10]. However, systematically tracking how misleading, propagandistic, and outright false information spreads from untrustworthy websites into mainstream media and how fringe websites influence the broader news ecosystem remains a significant technical

challenge due to the magnitude and distributed nature of the news ecosystem [9, 19, 61, 127].

In this work, we introduce and validate a system for scalably identifying and tracking potentially unreliable news stories across different English-language media ecosystems. Building on past work [3, 62, 92, 145], our proposed approach: (1) collects articles by continually crawling news websites from across media ecosystems; (2) extracts semantic stories and articles’ stances towards different topics using a fine-tuned version of the e5-base-v2 large language model [138], DP-Means clustering [38], and zero-shot stance detection [8]; and (3) identifies the relationships between news websites and broader ecosystems using the NETINF algorithm [49]. We note that our approach does not make factual assessments of individual stories, which is a deeply nuanced task. Rather, our system allows us to shed light on how stories travel across the distributed news ecosystem.

We analyze the results from our deployed system across an 18-month period during which we collected articles from pre-curated lists of 1,003 factually unreliable news websites (*e.g.*, *twisted.news*), 1,012 mixed factuality reliability websites (*e.g.*, *foxnews.com*), and 2,061 factually reliable news websites (*e.g.*, *washingtonpost.com*) maintained by Media-Bias/Fact-Check [33] and Hanley et al., [60]. Analyzing 146K stories that our system extracted from 29M articles on these news websites, we observe significant crossover in the stories covered by different news ecosystems [136]. We show that reliable and mixed-reliability news websites play the largest role in setting the stories and stories addressed by other websites. However, despite covering similar topics, our stance analysis reveals that each type of website adopts distinctive stances towards shared topics, with factually reliable news websites, for example, generally being left-leaning and pro-Ukraine and unreliable websites being the right-leaning and anti-Ukraine.

Framing our story clusters as cascades, our system uses the NETINF [49] algorithm to uncover relationships between news websites and to detect potential networks of coordinating websites that spread particular slanted content and stories. For example, using this approach, we identify a network

of right-leaning news websites that ostensibly act as local-news websites, all operated by Metric Media, LLC. Using this algorithm, we further identify the websites most influential in spreading stories amongst unreliable websites (*e.g.*, thegatewaypundit.com) and the websites from which both reliable and unreliable news websites most commonly adopt stories (*e.g.*, dailymail.co.uk and ussanews.com). Additionally, we identify the websites that most effectively promote specific types of information across ecosystems like anti-vaccine misinformation (naturalnews.com, theepochtimes.com, and vaccines.news) and anti-Ukrainian propaganda (rt.com, sputniknews.com, and news-front.info).

Ultimately, our work introduces an end-to-end system for building a wide perspective of the English-language news ecosystem and explores how tracking how stories travel within it can help us understand how misleading information enters mainstream news and uncover previously unknown relationships between news websites. We hope that our approach can serve as the foundation for further studies of how information spreads online. Our code and URL data are available at <https://github.com/hanshanley/tracking-takes> and <https://zenodo.org/records/14656479>.

2 Related Work

Significant prior work has studied news ecosystems and analyzed how information and misinformation spread online. Here, we summarize the prior work that our study builds on:

Tracking Narratives on News Websites. Several studies have utilized online document clustering [22, 142] for tracking news stories. For example, Zhang et al. [146] identify potential events by monitoring the appearance of specific phrases or keywords, clustering identified phrases that may indicate news events, and training a series of classifiers to assign news articles to identified clusters. Similarly, by clustering a collection of short phrases or “memes” across news websites and blogs, Leskovec et al. find that smaller blogs often play a definitive role in encouraging the adoption of particular language onto mainstream websites [85]. Rodriguez et al. [49, 50] further examine the changing relationships between websites during the discussion of news events, finding that connections between websites increase during periods of high activity.

In a similar vein, while many studies have analyzed topics and their spread using statistical word-association approaches like Latent Dirichlet Allocation (LDA) and Dynamic Topic Models [5, 100, 147], recent works such as those by Meng et al. [96], Hanley et al. [56, 61], and Grootendorst [52] have used large language models (LLMs) for more granular topic modeling. In line with our work, Nakshatri et al. [104] utilize peak detection and HDBSCAN [93] on news article embeddings to identify the most prominent news events in a stream of news articles. Saravanakumar et al. [119] similarly utilize an external named entity recognition system to embed

entity knowledge into a BERT language model to differentiate between news articles about different events. Beyond these quantitative approaches, many prior works have qualitatively investigated the spread of individual news stories (*e.g.*, [112, 120, 127]).

Most similar to our work, Hanley et al. [62], using MP-Net and DP-Means clustering, track news narratives across a smaller number of fringe websites to determine the role that individual unreliable news websites play in originating and amplifying news narratives. Their work finds that less-popular websites oftentimes play an outsized role in promoting narratives that reverberate across the unreliable news ecosystem.

In contrast to these prior works, our study accounts for the *stance* towards each topic in order to better differentiate between articles that cover the same topic. Tracking stance enables our work to understand the widespread understanding of individual websites’ ideological skew, changes in coverage of individual topics, and the detection of websites that coordinate in spreading particular types of propaganda.

Analyzing the Spread of Misinformation. While our approach is one of the first to track both topics and valence/stance towards those topics programmatically in service of understanding misinformation and propaganda, several prior works have focused on the peculiarities, detection, and spread of misinformation. For example, Ma et al. [88] and Jin et al. [71] utilize recurrent neural networks to analyze and detect the spread of unreliable rumors on social media. Abdali [1] et al., taking a domain-based approach, use website screenshots to assess the credibility of news websites. In addition to analyzing the spread of general misinformation on particular social platforms, other works have further investigated the spread of specific narratives, including those concerning the Syrian White Helmets [127], QAnon [11, 58, 107], the Russo-Ukrainian War [59, 61, 109], and COVID-19 [4, 31, 89]. We note that because work utilizes topic analysis followed by stance detection, our system can be used to quickly identify websites and topics that deserve in-depth investigation, further enabling studies of these kinds.

Building off these studies, several works have analyzed the characteristics of misinformation. Juul and Ugander find that often false information on Twitter spreads faster and wider than factual information [73]. Indeed, Kwon et al. [81], utilizing the distinct temporal differences between reliable information and unreliable rumors, are able to classify these rumors with an F_1 -score as high as 0.878. In a different work [80], Kwon et al. analyze the semantic and structural characteristics of rumors on Twitter. In a similar vein, using a learning-to-rank-based approach and ClaimBuster API, Paudel et al. [108] identify potential claims that should be fact-checked on Twitter [64].

Beyond studying the dynamics of misinformation, Bak et al. [15] have proposed concrete steps to ameliorate the spread of misinformation, including removal and nudges. Finally, Kaiser et al. [74] have studied how borrowing tech-

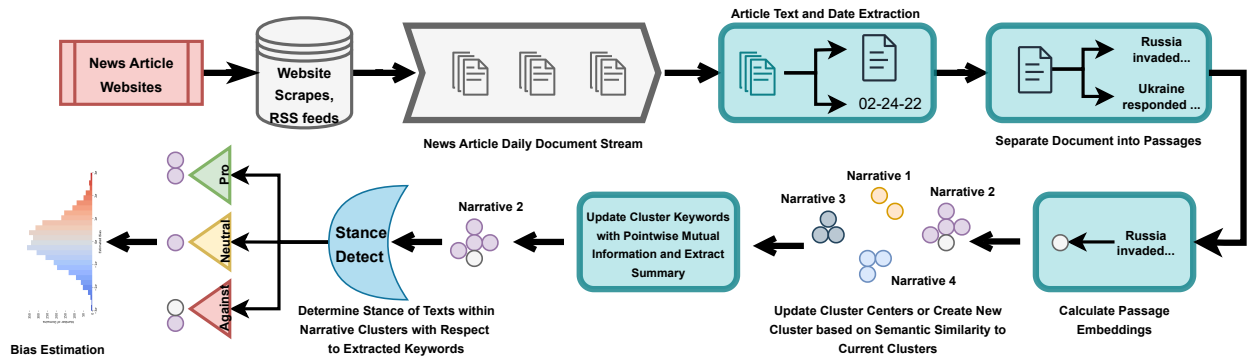


Figure 1: Our pipeline for identifying, labeling, and extracting the stance of story clusters from the daily publications of news websites.

niques from the security warning landscape might help inform users of potential misinformation.

Unlike the past approaches outlined above, by utilizing fine-tuned encoder-based large language models, our work scalably tracks and identifies unique news stories across thousands of news websites without depending on particular keywords or by limiting analysis to a subset of unreliable websites previously fact-checked or curated by experts [62, 127]. By utilizing network analysis combined with stance detection, our work further provides a highly interpretable means of understanding the spread and dynamics of propagandistic, biased, or factually unreliable stories across multiple media ecosystems.

3 Methodology

In this section, we provide an overview of our data collection methodology as well as our approach for extracting and tracking stories across different types of news websites.

3.1 News Websites

Our study analyzes articles collected from three sets of English-language news websites of varying factual reliability. We specifically track stories on websites rated by Media-Bias/Fact-Check [33], a media monitoring website founded by Dave M. Van Zandt to assess the factual reliability of individual websites. We use Media-Bias/Fact-Check given its widespread use in prior work [14, 62, 103, 139] and its ratings’ high agreement with other organizations like NewsGuard.

Unreliable News Websites. We collect news articles from 1,003 websites labeled as having “low” or “very low” factual reporting by Media-Bias/Fact-Check [33]. We extend this list with conspiracy theory-promoting websites identified by Hanley et al. [60]. Our list of *unreliable* news websites includes pseudo-science websites like vaccine.news, state-propaganda outlets such as rt.com, and partisan websites

with low-factuality ratings like the liberal-leaning occupy-democrats.com.

Mixed-Reliability News Websites. We collect articles from 1,012 *mixed-reliability* news websites labeled as having “mixed” factual reporting by Media-Bias/Fact-Check [33]. This list includes websites across the political spectrum, such as foxnews.com, nypost.com, and theguardian.com.

Reliable News Websites. We collect articles from 2,061 *reliable* news websites labeled as having “high”, “very high”, or “mostly factual” reporting by Media-Bias/Fact-Check [33]. The category “mostly factual” is included to capture sources with strong reputations like The Washington Post. This list also features websites such as reuters.com and apnews.com.

We lastly note that we utilize the full set of English-language news websites from the lists of Media-Bias/Fact-Check [33] and Hanley et al. [60] that were accessible to us from the beginning of our study.

3.2 Definition of a News Story

Our approach tracks specific news stories and their propagation across websites rather than analyzing broader themes as captured by methods like LDA [7, 36, 70]. Following previous research [61, 62], we adopt Event Registry’s definition of a *news story* as “collections of documents that seek to address the same *event* or *issue*” [83, 98]. It is important to note that even if two ideas are related, they may not constitute the same news story. For example, while “Florida Governor Ron DeSantis declares for President” and “Nikki Haley surpasses Ron DeSantis in the polls” are related, they are considered separate news stories in our work.

3.3 System Architecture

Our approach for capturing and tracking news stories builds on the LLM-based story tracking methodology introduced by Hanley et al. [62]. However, while Hanley et al.’s method

BERT	USE	all-mpnet specious	all-mpnet peft+lora	e5-base-v2 peft+lora
0.464	0.749	0.856	0.860	0.866

Table 1: Model Performance on SemEval STS Benchmark. Our PEFT+LoRA models fine-tuned using unsupervised contrastive loss perform better than prior work [26, 27, 37, 62, 114].

scalably tracks individual topics, their work does not incorporate articles’ attitudes towards a topic. While this was not problematic for their work, which focused on the spread of stories amongst *unreliable* news websites, their approach cannot track news stories across a broader set of news websites that present stories in dramatically different ways. We expand their method to additionally account for the *stance/valence* of news articles towards a topic (*i.e.*, we distinguish between articles that cover vaccines positively vs. negatively).

As shown in Figure 1, our system identifies stories by: (1) scraping articles from news websites, (2) splitting articles into passages of 100 words [62, 110], (3) embedding passages with a fine-tuned LLM [138], and (4) clustering news articles using an optimized version of the DP-Means algorithm [38, 72]. To describe clusters that each represent a story, we extract keywords from the resulting cluster using pointwise mutual information (PMI) and performing multi-document summarization with an open-source LLM. Building on the clusters, we utilize network inference techniques to identify website relationships and *zero-shot* stance detection [8, 55] to determine the stance/position of individual passages within each cluster. Finally, based on individual websites’ stances toward their given topics, we perform bias estimation to quantify websites’ biases along various political and non-political axes. We detail each stage below:

Collecting and Preparing News Articles. We crawl our set of 4,076 websites daily using the Go Colly library [125] from January 1, 2022 to July 1, 2023. Each day, we collect every website’s homepage, RSS feeds, and linked articles. We collected a total 29.0M articles: 17.9M articles from reliable news websites (median 2,467 articles/site), 8.7M articles from mixed-reliability news websites (median 964 articles/site), and 2.5M articles from unreliable news websites (median 219 articles/site). We provide to URLs researchers on request.

To prepare our news article data for embedding, we first remove any URLs, emojis, and HTML tags from the text. Then, in line with prior work, after first separating articles into paragraphs by splitting text on ($\backslash n$) or tab ($\backslash t$) characters [57], we subsequently divide paragraph into constituent *passages* with at most 100 words [57, 61, 110]. This enables us to fit passages into the context window of our LLM embedding model. Further, given that articles often address multiple ideas, embedding passages allows us to track the often single idea present within the passage [57, 110]. Our dataset consists of 428M passages. For additional details, see Appendix A.

Embedding Passages. Before embedding our articles’ passages, to ensure that our embedding model is attuned to the language of news articles, we tailor our model to our domain of our collected articles using *Parameter Efficient Fine-Tuning/PEFT* [86] through *Low-Rank Adaption/LoRA* [69] with an unsupervised contrastive learning loss based on SimCSE [47]. Rather than directly fine-tuning the original model’s weights as in Hanley et al. [62], this approach freezes the originally trained large language model and introduces an additional set of parameters of reduced dimensionality that are then fine-tuned, allowing for better generalizability [69]. We utilize default LoRA hyperparameters of rank=8 and $\alpha=16$.¹ See Appendix B and C for additional details. We utilize cosine similarity of embeddings to determine passages’ estimated semantic similarity [28, 47, 52, 110].

We specifically fine-tune and evaluate two public open-source large language models, e5-base-v2 [138] and MPNet [126] using this approach. We benchmark these two fine-tuned models on the SemEval STS-benchmark (Table 1) and find that our models outperform prior work as general models for semantic similarity. We use the fine-tuned e5-base-v2 model in this work given its top performance.

Story Identification. We base our story-identification algorithm on Dinari et al.’s optimized and parallelizable version of the DP-Means algorithm, a non-parametric version of K-means [38] (see Appendix E). We utilize this approach as it is highly scalable (able to cluster our 428M embeddings) unlike other LLM-based approaches [52] while also allowing us to identify stories without *a priori* knowledge. To further scale the approach, we re-implement DP-Means [38] to use the GPU-enhanced FAISS library [72] to perform the embedding-to-cluster assignments and similarity calculations required by DP-Means. To determine a suitable threshold for clustering two news passages together, after fine-tuning e5-base-v2, we benchmark our model on the English portion of the SemEval 2022 Task 8 dataset [29] (see Appendix F). The SemEval 2022 Task 8 dataset consists of two parallel lists of news articles where each pair is graded on whether they are about the same news story. Our model achieves a max F_1 -score of 0.793 on this dataset near a cosine similarity threshold of 0.50, which we use in this work. We provide examples of passage pairs in the Supplementary Material.²

From January 1, 2022 to July 1, 2023, clustering all our embeddings required the equivalent of 12 days using an NVIDIA A100 GPU. After clustering, like in other works [62, 85], we filter out clusters where 50% or more of the passages are from only one website (*e.g.*, website-specific headers or author bios). After this pruning, we identified 146,212 story clusters. We provide 30 cluster examples in Appendix G and evaluate these 30 clusters to ensure that they contain coherent stories using the method outlined by Hanley et al. [62]. We achieve

¹https://huggingface.co/docs/peft/task_guides/semantic-similarity-lora

²https://www.hanshanley.com/files/tracking_supp_material.pdf

an estimated precision of 99.3% of assigning passages to appropriate story clusters where each passage matches the summary, keywords, and other passages in the cluster.

Story Summarization and Labeling. To build human-understandable representations of our clusters, we extract keywords using pointwise mutual information (PMI), an information-theoretic for uncovering associations [23], to uncover the words most associated with each story cluster [59]. To make these words more uniform, we lemmatize each word in each cluster. For additional details, see Appendix D. In addition to keyword extraction, we perform multi-document summarization utilizing an instruction fine-tuned version of Llama 3 [39].³ This enables us to summarize the different perspectives of the passages within a given cluster, while also allowing humans to easily understand a story cluster’s contents. We utilize the following prompt to summarize the contents of each of our clusters: *You work for a news researcher and your job is to summarize articles. Write a single concise collective abstractive summary of the texts, where individual texts are separated by |||||, and return your response as a single summary that covers the key points of the text.*

Website Relationship Inference. To further understand the relationships between news websites, we analyze how stories spread across websites over time. We consider the set of articles in a cluster as a time cascade based on the date that each article was published, and we use an open-source version of NETINF [49] to infer the underlying structure and relationship amongst our set of news websites.⁴ Given a set of time cascades (*e.g.*, the time steps for when a particular website posts an article within a given story cluster), while assuming that each node in a particular cascade is influenced by exactly one other node, the NETINF algorithm attempts to infer the optimal network to explain the observed posting behavior [49]. Based on each website’s posting behavior across the different cascades, NETINF estimates the number of times that each website copied information from another as well as the time delay between copies. We provide additional details about the NETINF algorithm in the Supplementary Material.⁵

Stance Detection. While passages may cover the same story, they often adopt different *stances* [61, 78, 99] in addressing the same event. After identifying the stories on our set of news websites, we employ stance detection to understand how different websites address each story. More concretely, stance detection methods determine the attitude of an author toward a specific topic or target [20]. Typically, stance detection involves taking a passage p_i and a topic or target t_i , and outputting the stance $s_i \in \{Pro, Against, Neutral\}$ of the passage p_i towards the target t_i , where the target is a *noun* or a *noun phrase*. Given that most stance detection methods heavily rely on the topic or target, with many models struggling to

generalize to topics or targets outside their domain, various models have been developed to perform stance detection in *zero-shot* (where the tested topics or targets are not in the training data) and *few-shot* (where very few examples of the tested topics or targets are in the training data) settings [8, 87].

To perform this stance detection, we utilize the current state-of-the-art zero-shot TATA model [55], which was trained on the VAST dataset [8]. We note that the size of our dataset of stance pairs precluded us from using popular large language model services like GPT-4 or Claude Sonnet. To enhance this model, we retrained it on both the VAST dataset and news-specific stance detection NewsMTSC dataset [53]. By training the TATA model using this extended dataset, we achieved state-of-the-art F_1 scores of 0.781 in the zero-shot setting and 0.741 in the few-shot setting on the VAST test dataset, and a macro F_1 score of 0.849 on the NewsMTSC test dataset.

Rather than performing stance detection on a pre-determined set of topics [51, 78, 82], we leverage our topic and story modeling to conduct stance detection across each story cluster. This is such that, after we extract story keywords using PMI, we utilize the Python NLTK library’s Part-of-Speech (POS) tagging function to identify the most distinctive noun keywords [21], capturing the topic addressed in each passage. We further use the NLTK library to filter out common first names (*e.g.*, Michael, Jessica) from our stance detection algorithm and employ the Python spaCy library [135] to exclude nouns that fall into the following categories: *FAC, LOC, WORK_OF_ART, DATE, TIME, PERCENT, MONEY, QUANTITY, ORDINAL, CARDINAL*. This approach ensures that passages are not erroneously categorized as *Pro* or *Against* particular dates or monetary amounts. To ensure robust measurements of ecosystems’ and websites’ stances toward specific entities, we gather the top 5,000 noun entities (*i.e.* popular topics) from our data and perform stance detection on each passage within each cluster where it appears among the top 10 PMI keywords. Altogether, this process involves running stance detection on 96.3M passage and keyword pairs.

Interpretable Mapping of Websites’ Biases. A simplistic approach to understanding a website’s overall bias (*i.e.*, how anti or pro) toward an entity such as “Ukraine” would involve aggregating the percentage of their articles that had pro-“Ukraine” and anti-“Ukraine” stances (*i.e.*, % pro-Ukraine articles – %anti-Ukraine articles). However, this approach could potentially fail given that some websites may not have an abundance of articles focused on Ukraine or may only discuss Ukraine-related entities to obfuscate their bias. As such, taking inspiration from Waller et al. [137] who train Word2Vec models to predict subreddit’s biases, we instead take a holistic approach by aggregating each website’s respective stances to all their written-about entities and predicting bias via Bayesian regression models.

To estimate websites’ bias toward a given subject along an axis, we first gather a seed set of websites with at least 250 ar-

³<https://huggingface.co/meta-llama/Meta-Llama-3.1-8B-Instruct>

⁴<https://snap.stanford.edu/netinf/>

⁵https://www.hanshanley.com/files/tracking_supp_material.pdf

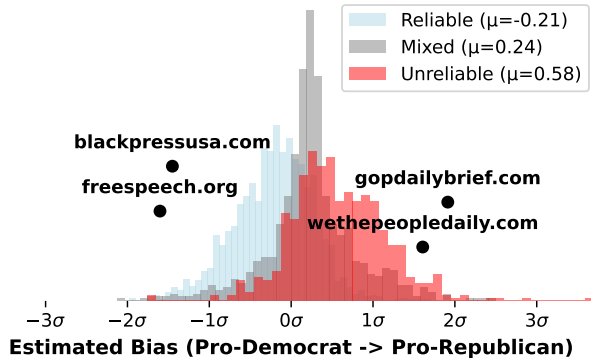


Figure 2: Partisanship of our websites based on their stances to their articles’ topics; estimated by Bayesian regression.

ticles⁶ discussing the entity and compute their simplistic bias score (*i.e.*, % pro-entity articles – % anti-entity articles). To make these values more interpretable, we normalize these scores as z-scores (*i.e.*, mean 0 and variance 1), such that a score of 1.0 can be interpreted as bias in favor of entity one standard deviation above the mean [137]. Following this calculation, we subsequently train a linear Bayesian regression model with L_2 regularization to predict this bias score by utilizing our seed set of websites’ stances to other entities (besides the one in question). Finally, once trained, using the model, we estimate the rest of our websites’ bias scores to the given entity. We adopt a Bayesian approach as this directly enables us to quantify how individual stances contribute to our prediction of a website’s bias to a particular entity.

To validate this approach, we mapped our websites to partisanship scores along the U.S. left–right political spectrum (Figure 2) using the keywords “democrat” and “republican,” and a seed set of 105 websites. The partisanship scores from the resulting model had a $\rho = 0.51$ Spearman correlation with the partisanship labels (Far-Right, Right, Right-Center, Center, Left-Center, etc.) provided by Media-Bias/Fact-Check. As seen in Table 2, some of the most right-leaning partisan stances included positive stances towards Dinesh D’Souza, a right-leaning commentator [140] and America, while having a negative stance toward communism. On the Democratic side, the associated stances include being against Texas, conservatives, and the former Republican congressman George Santos. Similarly, as seen in Figure 2, matching the partisan labels from Media-Bias/Fact-Check, we broadly observe that our set of reliable websites is left-leaning and the unreliable websites are right-leaning.

4 Characterizing News Ecosystems

Having detailed our methodology, we now characterize the ecosystems of reliable, mixed reliability, and unreliable news

⁶This ensures that the margin of error for probabilities is below 0.10 with a 95% confidence interval based on the normal distribution.

Republican Stances	Coeff.	Std.
Pro Souza	0.311	0.083
Pro America	0.245	0.122
Against Communist	0.215	0.102
Democratic Stances	Coeff.	Std.
Against Santos	-0.323	0.105
Against Texas	-0.315	0.075
Against Conservative	-0.282	0.098

Table 2: The stances most associated with U.S. partisan factions; estimated by Bayesian regression.

Reliable News	Mixed News	Unreliable News
Pro CDC	Against Kardashian	Against Pfizer
Pro Quantum	Pro Gunnar	Against Vaccine
Pro Senate	Pro Alnassar	Against Wuhan

Table 3: Keywords most associated with each news ecosystem; estimated using PMI.

websites. Visualized in Figure 3, the most heavily discussed stories among our set of reliable news websites included the U.S. Republican primary (62,911 articles), business news quarterly revenue (57,453 articles), the U.S. Supreme Court’s decision to overturn federal abortion rights (*Roe v. Wade*) (38,358 articles), and the Russian invasion of Ukraine (35,135 articles). Looking at the top stories spread by unreliable news websites, we observe many of the same stories, most notably one concerning the U.S. Republican primary (13,393 articles). Indeed, across all shared story clusters (91,390 stories, 62.5%), we observe an average Pearson correlation of 0.501 between the volume of articles from our unreliable and reliable news websites. Beyond these shared stories, we observe on unreliable websites a focus on corruption and government failures (9,094 articles), the U.S. Federal Bureau of Investigation’s (FBI) search of President Donald Trump’s Mar-a-Lago estate (7,678 articles), and the investigation into Hunter Biden’s (U.S. President Joe Biden’s son) laptop (7,509 articles) [105]. For our set of mixed-reliability news websites, we observe a heavy focus on sports and pop culture; two of the top five stories focus on the celebrity Kardashian family and one on the footballer Cristiano Ronaldo. Mixed-reliability news volume is *also* highly correlated with the volume of stories on reliable (127,106/86.9% shared stories with a $\rho = 0.689$ Pearson correlation for the story volumes) and unreliable news websites (91,205/62.4% shared stories with a $\rho = 0.646$). We detail each ecosystem’s stories (*i.e.*, the number of articles about each story as well as their summaries) in the Supplementary Material.⁷

Using the stance of each website toward the top 5,000 entities in our dataset, as output by our augmented TATA model, we further characterize the attitudes of our reliable, mixed-

⁷https://www.hanshanley.com/files/tracking_supp_material.pdf

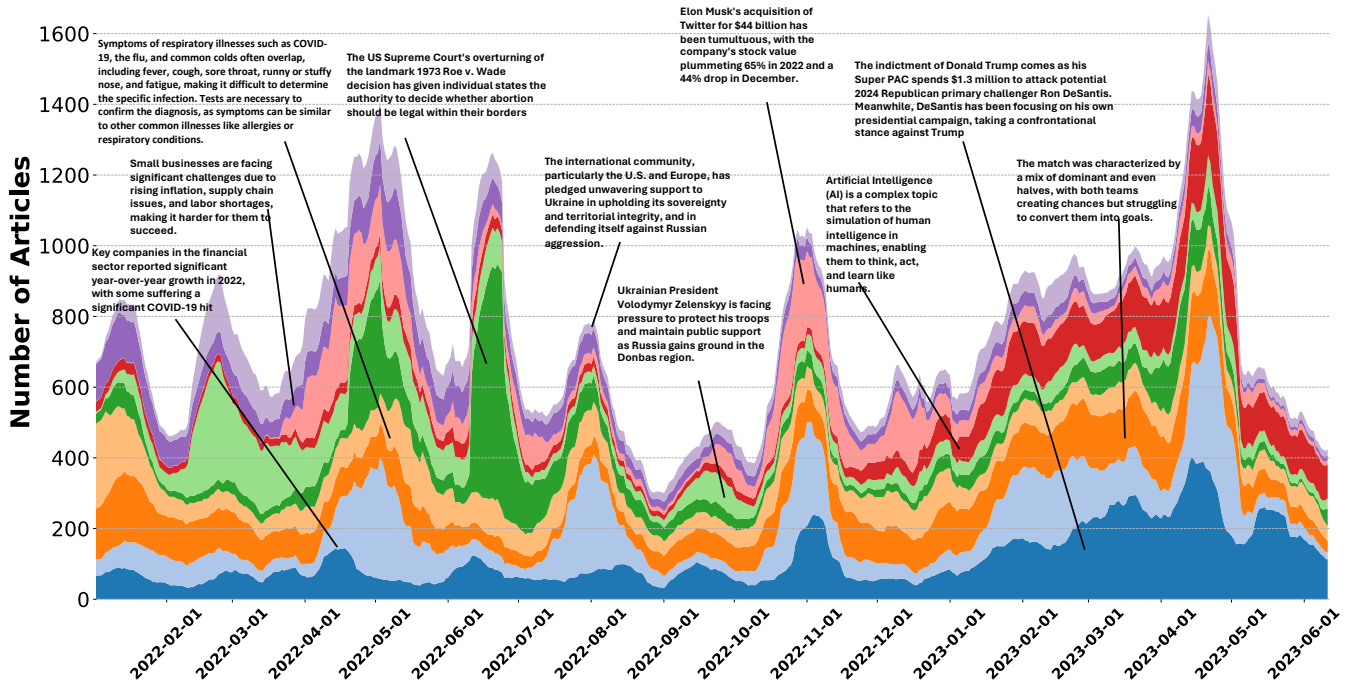


Figure 3: The most commonly discussed stories on reliable news websites labeled with their LLM-generated summaries.

reliability, and unreliable news websites. To do this, we utilize PMI to determine the non-neutral stances most associated with each ecosystem (we limit this analysis to stances represented in at least 500 total articles within each ecosystem to avoid spurious values). As seen in Table 3, reliable news websites are more pro-CDC (Centers for Disease Control), pro-Quantum, and pro-Senate (than mixed-reliability and unreliable websites). The most distinctive stances of mixed-reliability websites concern pop culture and football (Gunnar is a Norwegian football manager and Al Nassr Football Club is a Saudi-Arabian football team). In contrast, the most distinctive stances among the unreliable news websites primarily concern the COVID-19 pandemic, with these websites distinctly opposing vaccines, Pfizer (one of the leading companies that developed a COVID-19 vaccine), and Wuhan, China (the origin of COVID-19) [102].

The stances between different news ecosystems are fairly distinctive. Indeed, by fitting a random forest classifier to 80% (3,260 websites) of the websites' stance data based on their percentage for and against different entities (using 10% of the websites as validation (408 websites) and 10% as test data), we achieve an accuracy of 85.9% and an AUC of 0.889 in differentiating unreliable news websites from reliable and mixed-reliability websites. This illustrates the ease of differentiating between types of websites by their stances and the ability to predict a potentially unlabeled website's reliability based on its stance towards popular news stories.

Bias Case Study: Ukraine and Vaccines. Beyond the most distinctive stances that each website has, to further understand

the underlying attitudes within each ecosystem, we perform a case study on each website ecosystem's attitudes towards *Ukraine* and *Vaccines*—two of the most commonly covered topics in our dataset—using the methodology outlined in Section 3.3. While this analysis specifically addresses Ukraine and vaccines, similar to how we analyzed U.S.-based political partisanship in Section 3.3, this approach can be applied to any popular entity within our dataset. We additionally present analyses for America, China, and Iran in the Supplementary Material.⁸

Pro-Ukraine Stances	Coeff.	Std.
Pro Zelenskyy	0.378	0.114
Pro Zelensky	0.368	0.110
Against Syria	0.225	0.114
Anti-Ukraine Stances		
Against Zelenskiy	-0.500	0.111
Against Biden	-0.370	0.103
Against DHS	-0.345	0.119

Table 4: Stances associated with Ukraine; estimated by Bayesian regression.

Fitting our Bayesian regression models for both Ukraine and vaccines, we map all of our news articles to a bias latent for both entities in Figure 4. We observe that reliable news websites express higher support for Ukraine and vaccines ($\mu_{vaccine}=0.32$, $\mu_{ukraine}=0.36$), while unreliable news websites oppose both ($\mu_{vaccine}=-0.82$, $\mu_{ukraine}=-0.87$), and mixed-

⁸https://www.hanshanley.com/files/tracking_supp_material.pdf

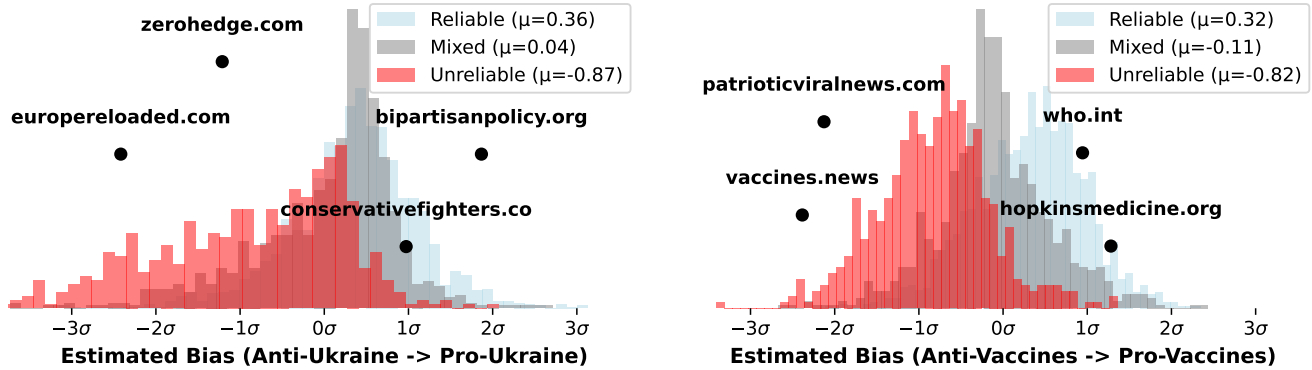


Figure 4: Distribution of Ukraine and vaccine bias across unreliable, mixed-reliability, and reliable news websites; estimated by Bayesian regression.

Pro-Vaccine Stances	Coeff.	Std.
Pro Ukraine	0.343	0.111
Pro Trans	0.259	0.110
Pro Healthcare	0.233	0.093
Anti-Vaccine Stances		
Against COVID	-0.360	0.144
Against FDA	-0.334	0.122
Against Pfizer-BioNTech	-0.333	0.143

Table 5: Stances associated with vaccines; estimated by Bayesian regression.

reliability websites in the middle ($\mu_{vaccine} = -0.11, \mu_{ukraine} = 0.04$). This largely matches the original article stance distribution where we found that 31.9% of unreliable news articles were anti-Ukraine and 23.8% were anti-vaccine; for mixed-reliability websites, 17.8% were anti-Ukraine and 8.5% were anti-vaccine; and for reliable news websites 12.9% of articles were anti-Ukraine and 7.1% were anti-vaccine.

Among our dataset, the news websites most anti-Ukraine include *rt.com* ($z_{ukraine} = -2.36$), *strategic-culture.org* ($z_{ukraine} = -2.54$), and *southfront.org* ($z_{ukraine} = -2.41$) — three websites known for spreading Russian propaganda [106]. Some of the most pro-Ukraine websites include *nationaljournal.com* ($z_{ukraine} = +2.53$), a U.S. political policy-oriented website, *kyivpost.com* ($z_{ukraine} = +0.80$), a Ukrainian website, as well as a selection of NBC and ABC affiliate websites including *wbaltv.com* ($z_{ukraine} = +2.04$), *wvtm13.com* ($z_{ukraine} = +2.14$), and *ketv.com* ($z_{ukraine} = +2.55$) [33]. The most anti-vaccine websites include *vaccineimpact.com* ($z_{vaccine} = -3.41$) and *pantsonfirenews.com* ($z_{vaccine} = -2.56$), both known for spreading misinformation [33]. Conversely, the most pro-vaccine websites include Johns Hopkins ($z_{vaccine} = +1.28$) and the World Health Organization ($z_{vaccine} = +0.94$).

Examining the stances most associated with each topic latent (Tables 4 and 5), we observe that for Ukraine, this includes stances concerning the current president of Ukraine,

Volodymyr Zelensky [131]. Beyond this entity, we further observe the entities associated with attitudes towards toward Ukraine include other Ukrainian allies (*e.g.*, Biden and DHS) and countries in the Global South that have battled for attention and aid following the Russian invasion of Ukraine [25]. For the vaccine latent, we observe that the stances most associated with being pro vaccines have to do with being pro-health interventions like healthcare, as well as left-leaning causes like transgender rights and Ukraine [75, 77]. In contrast, we observe that being against vaccines is associated with being against COVID (the cause of the polarization of vaccination [75]), the U.S. Food and Drug Administration (FDA), and Pfizer, one of the companies that developed COVID-19 vaccines [75, 122].

5 Underlying Website Relationships

As observed in Section 4, unreliable, mixed-reliability, and reliable news websites often cover the same stories simultaneously, suggesting an interdependence [127]. To further understand these relationships, we utilize an open source version of the NETINF [49] algorithm to infer the underlying structure and relationships amongst our sets of news websites [85]. Specifically, we first run NETINF using all of the extracted stories within our dataset as time cascades. To determine the appropriate number of iterations to run NETINF algorithm, as in Gomez et al. [49], we utilize the point at which the marginal gain within the algorithm of adding new edges plateaus (90% of the total marginal gain; see Supplemental Material⁹ for additional details).

Ecosystem Relationships Across All News Stories. Using the estimated number of copies between websites and the time delay between copies as found by NETINF, we first examine the overall relationships between ecosystems. We find that reliable and mixed-reliability news websites have a large role in introducing stories adopted by the rest of the

⁹https://www.hanshanley.com/files/tracking_supp_material.pdf

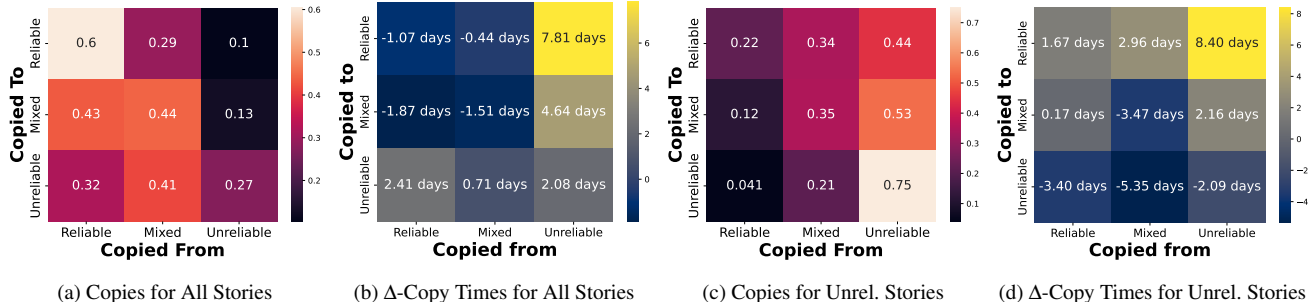


Figure 5: The percentage of each ecosystem’s copied stories that came from each different ecosystem as well as the change in the average time delay between website copy/reposting of stories depending on the combination of news ecosystems.

news ecosystem. As seen in Figure 5a, 60% of the news articles on reliable news websites that were copied/influenced from elsewhere came from other reliable news websites, 43% on mixed-reliability websites came from reliable websites, and 32% on unreliable websites came from reliable websites. Unreliable news websites had significantly less influence; only 10% of the copied stories on reliable news websites originated from unreliable news websites (13% for mixed-reliability, 27% for unreliable).

Looking at the set of reliable websites that are the most common sources of copied stories throughout the entire news ecosystem, we see several popular websites including yahoo.com (1.19%), apnews.com (0.73%), abcnews.go.com (0.60%), and cnn.com (0.60%). Despite popular reliable news websites being common sources, website popularity had only a slight Pearson correlation with their percentage of copies. Using data from the Google Chrome User Report (CrUX) from October 2022 (which Ruth et al. [116, 117] showed to be the most reliable website popularity metric), we find that for unreliable news websites copying from reliable websites, the corresponding reliable websites’ popularity had a correlation of $\rho=0.225$ ($\rho=0.189$ for reliable websites copying from reliable websites, $\rho=0.311$ for mixed-reliability news websites copying from reliable websites).

As seen in Figure 5b, reliable news websites adopt the stories of other reliable news websites more quickly (-1.07 days) compared to the average copy delay (38.4 days). Mann-Whitney U-tests indicate that these differences are all significant. This compares to a nearly +7.81 day additional delay of reliable news websites picking up the stories from unreliable news websites and -0.44 days from mixed-reliability websites. We find a similar pattern amongst mixed-reliability websites, which adopt stories from reliable news websites (-1.87 days) more quickly than from unreliable news websites (+4.64 days).

Influence on the Full News Ecosystem. Having examined the website copies and rates of adoption between the different ecosystems, we next consider which websites are the most influential using the graph of the edge connections between individual news websites. Eigenvector centralities are often

utilized to determine the relative influence of nodes within graphs [115] and, as such, we utilize this metric to understand websites’ influence. We further compute hub centralities as a metric for websites’ influence in originating stories that spread to other websites (given the directionality of the arrows in our graph, this metric determines the most important websites for supplying content [76]). We show the most influential websites in Table 6 and Figure 6.

All stories	Hub	Eign.
yahoo.com	0.149	0.111
apnews.com	0.101	0.092
dailymail.co.uk	0.097	0.099
nypost.com	0.052	0.076
independent.co.uk	0.049	0.097

Table 6: Websites with the largest influence in the underlying influence graph determined by NETINF with all stories considered.

We find that website popularity is moderately correlated with the relative influence of websites within the news ecosystems (when looking at all news websites compared to only reliable websites in the last section). Again using website popularity data from the Google Chrome User Report (CrUX), we find that a website’s eigenvector centrality/influence has a Spearman correlation of $\rho = 0.571$ (0.396 for hub centrality) with that website’s popularity rank.

Despite making up 24.6% of the news websites in our dataset, unreliable news websites do not make up a proportional percentage amongst the most influential news websites. Directly comparing the eigenvector centralities of the reliable news websites to those of the unreliable news websites, we find that reliable news websites are significantly more influential in this ecosystem than unreliable news websites (Cohen’s $D = 0.64$, p -value ≈ 0),¹⁰ with mixed reliability websites having comparable influence to reliable ones (no significant difference through Mann Whitney U-test). In terms of origination (hub centralities), we observe a slightly different trend with mixed-reliability websites having slightly more

¹⁰The p -value is computed using the Mann-Whitney U-test.

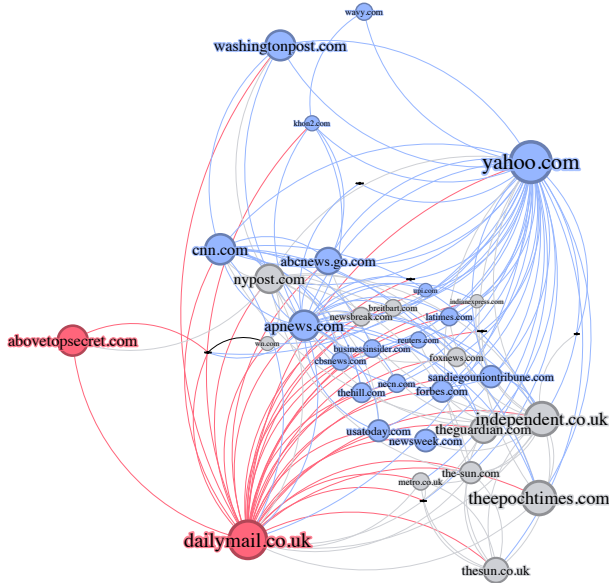


Figure 6: The most influential websites and their interactions. The sizes of nodes are proportional to their hub centrality. Reliable news websites are colored blue, mixed-reliability websites are colored grey, and unreliable news websites are colored red.

influence in originating stories compared to reliable news websites (Cohen’s $D = 0.04$, p -value ≈ 0) and unreliable news websites (Cohen’s $D = 0.05$, p -value ≈ 0).

Spread by Unreliable News Stories. To understand the dynamics of the spread of potentially factually unreliable stories, we run the NETINF algorithm on the set of 6,762 news stories where unreliable news websites posted a plurality of articles about those stories. The most popular story amongst these clusters was about government censorship and control (9,094 articles) summarized as: *There is censorship, propaganda, and government control in the U.S. Cancel culture is a form of censorship, and that government-funded media outlets can exercise control over editorial content. The text also warns about the influence of the “Deep State” and far-left communists in U.S. institutions, including the government, media, education, and Big Business.*

As expected, given how we narrow our set of stories, as seen in Figure 5c, relative to all news stories, unreliable news websites had significantly more influence in originating potentially unreliable content. For example, while for all stories, reliable news websites sourced less than 10% of all of their copied stories from unreliable news websites, within this specific set of news stories, the figure was 44%. Similarly, for mixed-reliability websites, this percentage increased from 13% to 53%. Furthermore, we find that unreliable websites source the majority of their influenced or copied stories from other unreliable news websites, at a rate of 75%. Looking at the set of websites that are the common source for other websites to copy from (Table 7), we find a heavy reliance on dailymail.co.uk, a United Kingdom-based tabloid

Reliable	Propor.
dailymail.co.uk	0.140
abovetopsecret.com	0.039
ussanews.com	0.035
Mixed	
dailymail.co.uk	0.062
thegatewaypundit.com	0.030
ussanews.com	0.027
Unreliable	
naturalnews.com	0.025
ussanews.com	0.021
theburningplatform.com	0.020

Table 7: Websites that are the most common source of unreliable news stories for each news ecosystem.

that Media-Bias/Fact-Check describes as having “low” factual reporting due to “numerous failed fact checks and poor information sourcing.” We also find that ussanews.com, described by Media-Bias/Fact-Check as promoting “entirely false, so-called facts,” was a common source of potentially unreliable news stories.

For this selection of news stories predominately published by unreliable news websites, comparing the copy times of these stories in Figure 5d to those in Figure 5b, we find that reliable news websites are slower to adopt the stories, regardless of from which news ecosystem the story originated. We thus observe a reticence amongst our reliable news websites to report on the news stories primarily spread by unreliable news outlets. However, we find that for mixed-reliability websites, if the news story began amongst other mixed-reliability news outlets, these news outlets are faster to adopt the story (-3.47 days). We further observe that unreliable news websites are the fastest at picking up these news stories comparatively, picking them up quicker if they initially came from a mixed-reliability (-5.35 days) or a reliable news website (-3.40 days).

Predom. Unreliable News Stories	Hub	Eign.
thegatewaypundit.com	0.129	0.109
dailymail.co.uk	0.075	0.125
theburningplatform.com	0.060	0.103

Table 8: Websites with the largest influence in the underlying influence graph for stories predominately spread by unreliable websites.

Influence in the Unreliable News Ecosystem. To understand which websites are the most influential in the unreliable news ecosystem, we utilize the eigenvector centrality of each website in the resultant graph created by running NETINF on our set of predominantly unreliable news stories (Table 8). For this ecosystem, we find the popularity of websites is only slightly correlated with eigenvector centrality/influence ($\rho = 0.158$) and hub centrality ($\rho = 0.175$).

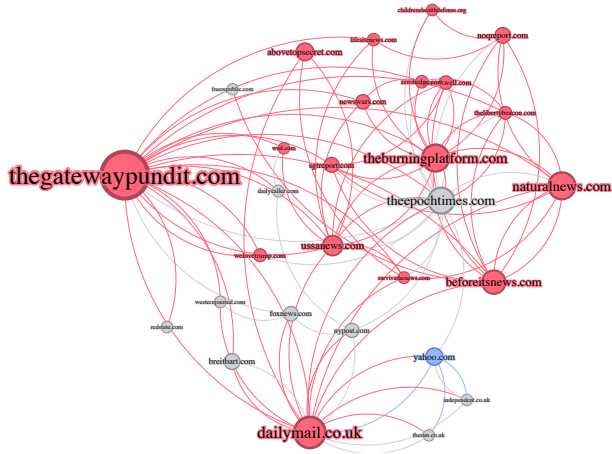


Figure 7: Most influential websites and their interaction for stories that are predominantly spread by unreliable news websites. Nodes' sizes are proportional to their hub centralities.

Examining the set of websites that are most prominent within the unreliable news ecosystem (Table 8 and Figure 7), we find that many well-documented websites known for spreading unreliable information are among the most prominent, including theepochtimes.com, dailymail.co.uk, and thegatewaypundit.com [127].

Comparing the eigenvector centralities of the unreliable news websites to those of the reliable news websites, we find that unreliable news websites are more influential within this ecosystem (Cohen's $D = 0.219$, p -value < 0.001), but that unreliable and mixed-reliability websites had comparable influence (no significant difference via the Mann-Whitney U-test). However, most notably, we observe that among the top influencers within this ecosystem are the reliable news website, Yahoo News, and the mixed-reliability Fox News (not shown in the table). Yahoo News primarily serves as a news aggregator, gathering reports from various sources including Fox News, the BBC, and Reuters [143]. Given its role as an aggregator, Yahoo News appears to have a prominent role in disseminating current events that are reported by other outlets. Classified as mixed-reliability, Fox News similarly has been widely commented upon for its role in disseminating hyperpartisan news and misinformation [18, 34, 67].

Case Study: News Website Coordination. To identify potential coordination among our websites in spreading unreliable news, we finally utilize NETINF to discern the relationships between websites involved in stories predominantly published articles spread by unreliable and mixed-reliability news websites (encompassing 40,325 news stories). After running the NETINF algorithm, we clustered the resulting graph using the Louvain clustering algorithm [35]. Qualitatively, the largest of these clusters was comprised of 885 relatively mainstream and tabloid websites that report on general news (e.g., wpxi.com, nbc29.com, wvva.com), with the top stories concerning the Kardashians (*Keywords: Kourt-*

ney, Kardashian, Travis, Khloe, Barker). The second largest cluster consisted of 492 locally-oriented news websites (e.g., cbs4local.com, idahostatejournal.com), where the top stories focused on immigration (*Migrant, Border, Patrol, Customs, Smuggling*) and the U.S. Constitution (*Constitution, Oath, Amendment, Constitutional*). The fourth largest cluster (*Crone, Yoy, Profit, FY23, Quarter*) included 334 international websites (e.g., sputniknews.com, alarabiya.net), where the top story involved international companies' profits.

Most notably, however, among our clusters was a set of 338 websites, all with seemingly innocuous names such as southindynews.com and northalaskanews.com, which appeared to be dedicated to local news. Upon further investigation through querying WHOIS, we discovered that each of these websites was registered by the domain registrar Epik, Inc., a popular provider for misinformation and online hate websites [54]. We find that this set of 338 ostensibly local websites is owned and operated by the same entity, Metric Media LLC, which produces algorithmically generated content and promotes right-wing views [144]. Indeed, using our mapping of websites to their respective political partisanship, we found that despite these websites rarely writing articles about Republicans or Democrats, they have an average partisanship $\mu_{politics} = 0.22$, indicating a slight right-leaning bias, with 88.2% of these websites being classified as right-leaning. These websites largely repeat the same text including articles promoting herd immunity from COVID-19 in the United States: *More than 50 percent of U.S. citizens are considered fully vaccinated against COVID-19, nearing the target for "herd immunity" Herd immunity happens when enough of the population has become immune to the virus from the previous infection that it effectively protects those who are not immune.*

6 Propaganda and Slanted Influence Networks

As seen in the last sections, news websites, regardless of their factual reliability, often report on the same stories, with unreliable news websites, in select cases, influencing both reliable and mixed-reliability news platforms. Furthermore, while reliable and mixed-reliability news websites predominantly adopt stories from other reliable and mixed-reliability sources (Figure 5a), for topics primarily spread by unreliable news websites, these specious sources often act as the originators of the content (Figure 5c). Within this vein, tracking the spread of unreliable news and propaganda and determining which sources are most effective at seeding these stories into the mainstream media is critical for fact-checkers, journalists, and researchers [62, 127]. To this effect, in this section, we utilize our system to understand the websites originating and spreading specific propaganda and influence campaigns.

To map the influence networks targeting specific entities (either positively or negatively), we gather news articles and the associated websites that exhibit a particular valence towards a given entity (e.g., anti-vaccine articles). Upon gathering this

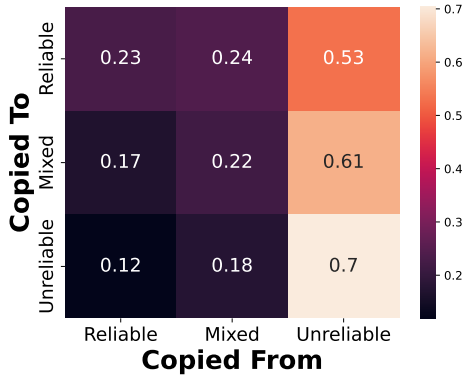


Figure 8: Anti-Ukraine Copy Matrix.

subset of news articles, we run the NETINF algorithm over these cascades of news article clusters with specific stances. We subsequently perform network analysis using eigenvector centrality and hub centrality, as discussed in the previous section, to identify the most prominent and influential websites promoting a given stance towards a particular subject. By further examining day-to-day increases in news stories with specific stances and comparing their spread in reliable and unreliable news ecosystems, we further document *new* individual stories meant to spread particular views or stances.

This programmatic approach can help identify stories that are receiving renewed focus from unreliable news websites and which websites are influential in propagating stances towards entities of interest in a particularly damaging manner, thereby facilitating the identification and mitigation of misinformation [62, 113, 118, 141]. To illustrate, we perform this analysis for anti-vaccine and anti-Ukraine news stories.

Anti-Ukraine	Hub	Eign.
rt.com	0.155	0.210
sputniknews.com	0.073	0.129
news-front.info	0.054	0.163
Anti-Vaccine		
naturalnews.com	0.141	0.179
theepochtimes.com	0.086	0.196
vaccines.news	0.049	0.170

Table 9: Websites with the largest influence in the underlying influence graph of anti-vaccine and anti-Ukraine news.

Anti-Ukraine Messaging. As seen in Figure 9 and Table 9, the most prominent anti-Ukrainian news websites during our study included well-known Russian propaganda websites such as Russia Today (RT), Sputnik News, and News-Front [106]. Beyond known Russian propaganda websites, we also find that antiwar.com, described as a “libertarian non-interventionist website” [33], was one of the most prominent websites in spreading anti-Ukrainian content. Altogether, as seen in Figure 8, unreliable news websites largely supply the

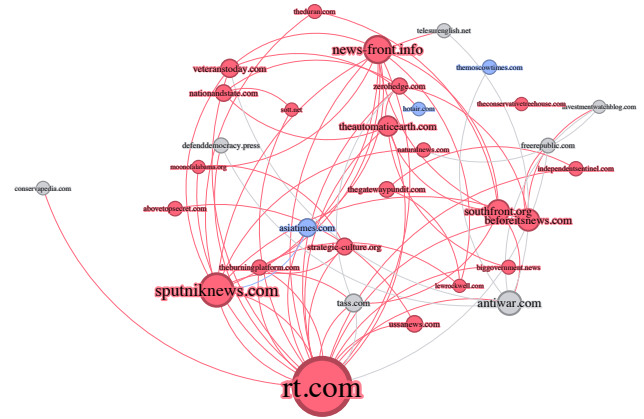


Figure 9: Anti-Ukraine Influence Network determined by the NETINF algorithm. The nodes’ sizes are proportional to their hub centralities.

majority of the stories used across the entire news ecosystem, with reliable websites copying 53% of their copied anti-Ukrainian stories from unreliable outlets, mixed-reliability websites copying 61%, and unreliable websites 70%.

The most common story pushed in this ecosystem of websites concerned justifications for Russia’s invasion of Ukraine, with one Russia Today article writing [132]: *Moscow attacked the neighboring state in late February, following Ukraine’s failure to implement the terms of the Minsk agreements signed in 2014, and Russia’s eventual recognition of the Donbass republics of Donetsk and Lugansk.* Further, the anti-Ukrainian news story that received the largest increase in relative popularity among our unreliable news websites in the last week of our study (June 25 to July 1, 2023) featured a series of articles with the keywords *Ukraine, MacGregor, Douglas, Colonel, Zelensky*, showing a ratio of 9 articles in the unreliable news ecosystem for every 1 article in the reliable news ecosystem. This story, which predominantly spread within the unreliable news ecosystem, concerned an interview with retired U.S. Colonel Douglas MacGregor suggesting that the war between Ukraine and Russia was unwinnable and that Ukrainian President Zelensky was a puppet of Western powers: “*The war is really over for the Ukrainians. I don’t see anything heroic about the man. And I think the most heroic thing he can do right now is to come to terms with reality,*” retired Army Colonel Douglas MacGregor told Fox Business News. “*I think Zelensky is a puppet, and he is putting huge numbers of his own population in unnecessary risk,*” he said. The website that spread this story the most was paulcraigroberts.org ($z_{ukraine} = -3.59$, 3 articles).

Beyond the set of unreliable news websites spreading anti-Ukrainian messaging, we further observe several international news websites including asiatictimes.com ($z_{ukraine} = -1.13$), themoscowtimes.com ($z_{ukraine} = -0.67$), and the right-leaning website hotair.com ($z_{ukraine} = -1.21$) as purveyors of influential

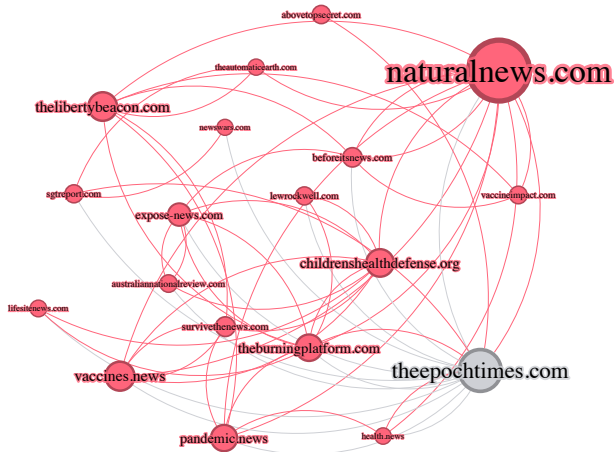


Figure 10: Anti-Vaccine Influence Network determined by NETINF. The nodes' sizes are proportional to their hub centralities.

anti-Ukrainian content in this ecosystem. Based on the inward-weighted edges, the most *influenced* mainstream news website in this ecosystem was haaretz.com, an Israeli outlet ($z_{ukraine} = +0.002$ for Ukraine bias), and the most influenced mixed-reliability news website was salon.com ($z_{ukraine} = -0.056$), a US-based left-leaning news outlet. We thus observe that even relatively neutral and pro-Ukrainian websites can be potentially influenced by anti-Ukrainian news articles.

Anti-Vaccine Messaging. As seen in Figure 10 and Table 9, the largest source of anti-vaccine stories was naturalnews.com, while the most influential anti-vaccine website was theepochtimes.com, both known for spreading anti-vaccine misinformation [33, 111]. As with anti-Ukraine stories, we observe that each website category predominantly sourced their content from unreliable news websites: 51% for reliable news websites, 66% for mixed-reliability news websites, and 81% for unreliable news websites (Figure 11). In addition to the theepochtimes.com and naturalnews.com, we find that childrenshealthdefense.org, a website associated with former presidential candidate Robert F. Kennedy Jr., had a major influence on spreading anti-vaccine content, including one article suggesting that a vaccine was not as safe as the U.S. Food and Drug Administration claimed [30].

The most prominent-anti-vaccine story in terms of article volume raised concerns about children receiving COVID-19 vaccines, as highlighted by childrenshealthdefense.org [97]: *Pfizer, at the urging of federal health officials, is hustling to get infants and toddlers injected with experimental COVID vaccines.* The story that saw the largest relative increase in news articles in the last week of our study (14 articles in the unreliable news ecosystem for every 1 in the reliable news ecosystem) was one with the keywords *Pfizer, Batch, Danish, Bnt162b2, Adverse.* This story concerned Danish scientists ostensibly discovering that batches of Pfizer vac-

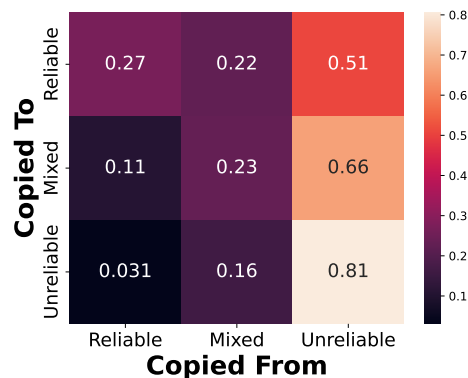


Figure 11: Anti-Vaccine Copy Matrix.

cines were actually placebos: *The Danish scientists uncovered “compelling evidence” that a significant percentage of the batches distributed in the EU likely consisted of “placebos and non-placebos,” prompting the researchers to call for further investigation.* The top websites that spread this story were sgtreport.com ($z_{vaccine} = -1.31$ for vaccine-bias), theautomaticearth.com ($z_{vaccine} = -1.08$), and theburningplatform.com ($z_{vaccine} = -1.86$) with two articles each.

We find that the reliable news website most influenced (by the weighted in-degree within the resulting NETINF graph) was sciencebasedmedicine.org ($z_{vaccine} = +0.06$), which frequently reports on and quotes anti-vaccine information [94], detected by our system. Additionally, the most influenced mixed-reliability website (besides theepochtimes.com) was thelibertyloft.com ($z_{vaccine} = -0.81$), a right-leaning website that Media-Bias/Fact-Check has identified as spreading COVID-19 related misinformation [33].

7 Limitations and Future Work

Our work shows the promise of mapping the trajectories of news stories and the takes of news websites towards specific entities. However, we emphasize the complexity of the news ecosystem and the considerable future work that remains to understand how information travels online. Below, we discuss the limitations of our work and potential future research.

English-Language Websites. Our work is limited to English-language news articles and focuses predominantly on US, UK, and Australian websites. As a result, our analysis of the spread of particular stories is limited largely to the English-speaking world and could miss other sources of news (*i.e.*, a Russian-language website for example may be more influential in spreading pro-Russian propaganda than the websites in our dataset). This restriction is largely due to our use of PMI for identifying keywords for stance detection amongst our story clusters, which does not directly work in a multilingual setting. Similarly, we currently lack highly accurate multilingual topic-agnostic stance-detection models [55, 63]. We leave to future work to consider how to semantically map

both news topics and stances towards them in multilingual settings, as well as to consider how to source news content from websites in additional languages.

Automated Fact-Checking of Narratives. As previously noted, we do not fact-check individual news stories, which we argue is a journalistic task beyond the scope of our automated approach. While our system can be utilized to uncover networks of websites pushing potentially unreliable news narratives allowing journalists to prioritize which stories need to be fact-checked by their relative spread, these stories still require human investigation to determine their veracity. However, we note that for stories that have already been fact-checked on reputable websites, it may be possible to incorporate the approaches of Hanley et al. [62], Zhou et al. [148], and others to automatically label particular stories. Hanley et al.’s approach involves gathering fact-checks from reputable sources and using a DeBERTa-based model [65] to identify unreliable news stories that directly contradict these fact-checks [62]. In a similar fashion, Zhou et al.’s [148] approach involves using an LLM agent and Google Search to identify which unreliable news stories contradict fact-checks.

Ephemeral Unreliable News Websites. Factually unreliable news websites tend to be ephemeral [32, 58, 68, 101], often only being active long enough to spread misinformation to other platforms before shutting down themselves. As such, finding news websites as soon as they come online is critical long term. We note that while our current system relies on previously curated lists of websites, it can easily incorporate new websites as they appear (*e.g.*, using the methods outlined by Hounsel et al. [68] for identifying new unreliable news websites based on their domain registration and network infrastructure characteristics). This inclusion would enable our system to surface potentially unreliable news stories that have not spread onto more popular websites. Similar to past work that has detected phishing and malware domains, it would also potentially enable uncovering malicious Doppelgänger websites that masquerade as ordinary local websites but that actually spread propaganda as soon as they come online [12, 13, 46, 90, 134].

8 Discussion and Conclusion

In this work, we investigated the spread and stance of news stories across 4,076 news websites from January 1, 2022, to July 1, 2023. Our approach, which advances previous methodologies for understanding news flows by incorporating stance into how we understand stories, allows us to track stories across a mix of reliable, mixed-reliability, and unreliable news websites. (Neglecting stance in understanding the spread of narratives, while helpful for examining a singular ecosystem [62, 127], would likely lead to misrepresentations of the interactions between websites for particular stories.)

Our work demonstrates the key role that reliable news

platforms play in dictating the stories covered by the entire news ecosystem. These popular and largely factual websites maintain the largest degree of influence on the broader news ecosystem (Figure 6) and are the source of much content on mixed-reliability and unreliable websites (Figure 5). To understand which stories unreliable websites will spin or contort, researchers should consider reliable outlets as agenda-setters [24, 45, 91]. However, we simultaneously highlight that while a minimum of 62.4% of stories are shared between different types of news websites (Section 4), different ecosystems often have distinctive attitudes towards stories. For example, using our analysis, inline with prior work [44, 48], we show that current lists of unreliable websites, in contrast to reliable news websites, among other biases, tend to be more conservative and have distinctive biases against COVID-19 vaccines and Pfizer (Table 3).

Finally, our work demonstrates how, by analyzing the stance of articles towards specific topics, we can uncover and understand influence networks directed at specific entities, facilitating the tracking of propaganda (*e.g.*, anti-Ukraine) or misinformation (*e.g.*, anti-vaccine) within the news ecosystem. This method also aids in identifying which otherwise reliable news sources may be influenced by disinformation and propaganda campaigns. Our approach, which considers the context of authentic and mainstream websites, provides a valuable tool for identifying dubious networks of websites spreading particular types of slanted information, which we argue can assist fact-checkers, journalists, and researchers in better understanding potential online misinformation.

We hope that our work encourages further quantitative analysis of the distributed news ecosystem, particularly as social media platforms become more opaque to researchers. Prior security research has uncovered weaknesses and attacks through large-scale analysis (*e.g.*, [2, 40, 42, 66, 95, 128–130]), and we argue that there is significant potential for future work within the security community on understanding attacks against and strengthening the resilience of news ecosystems.

Acknowledgments

This work was supported in part by the NSF Graduate Fellowship DGE-1656518, a Meta Ph.D. Fellowship, and a Sloan Research Fellowship. Any opinions, findings, conclusions, or recommendations expressed in this paper are those of the authors and do not necessarily reflect the views of the National Science Foundation or other funding agencies.

Ethical Considerations

Trustworthy news media is fundamental to a democratic society. Previously, false information has incited real-world violence and had major consequences on public health and elections. Disinformation and propaganda are *attacks*, and it

behooves the security community to understand how these attacks are conducted and how to build better defenses against them. Advances in this space help both citizens and news outlets themselves, who regularly fact-check articles. At the same time, like all active measurements, web crawling and programmatic analysis of online content have potential ethical ramifications that we must carefully consider.

Our work collects only publicly available news content in line with prior work (e.g., [60, 123, 124]). We follow best practices when scraping websites by slowly collecting content over time to reduce load. Our scraping also includes built-in safety mechanisms to prevent making requests more often than once every 10 seconds. We never attempt to access any privileged or private data but rather focus on public stories that are linked from news platforms' public homepages.

We also adhere to the best practices set forth for conducting active Internet measurements [2, 41, 43]. The servers we use for collecting content are identified as part of a research study through WHOIS, reverse DNS, and informational websites that indicate how to reach us researchers. Our IT and security teams are also informed about how to route any questions, requests, or complaints to our team. We received no requests to opt out of our data collection during our study.

Our study does not generate any new content or redistribute existing content. Instead, we analyze how context spreads. We emphasize that while we utilize labels of individual websites as *unreliable* or *mixed-reliability* from Media-Bias/Fact-Check [33] and on existing previously-curated lists, this does not necessarily mean that every news story spread by these websites is misinformation. Many unreliable news websites report factual information [127], and at times, otherwise reliable websites may mistakenly report incorrect information. We only label stories that have been previously and individually expertly labeled as *misinformation*.

Open Science

We are committed to sharing our data with other researchers at academic or non-profit institutions seeking to conduct future work or re-implement our approach. We will publicly release the weights and the code for the models used in this study. Additionally, we will supply the URLs of crawled news stories used in this study upon request.

References

- [1] S. Abdali, R. Gurav, S. Menon, D. Fonseca, N. Entezari, N. Shah, and E. E. Papalexakis. Identifying misinformation from website screenshots. In *Proceedings of the International AAAI Conference on Web and Social Media*, volume 15, pages 2–13, 2021.
- [2] G. Acar, C. Eubank, S. Englehardt, M. Juarez, A. Narayanan, and C. Diaz. The web never forgets: Persistent tracking mechanisms in the wild. In *ACM SIGSAC Conference on Computer and Communications Security*, 2014.
- [3] S. Afroz, A. C. Islam, A. Stolerman, R. Greenstadt, and D. McCoy. Doppelgänger finder: Taking stylometry to the underground. In *IEEE Symposium on Security and Privacy*, 2014.
- [4] H. Aghababaeian, L. Hamdanieh, and A. Ostadtaghizadeh. Alcohol intake in an attempt to fight covid-19: A medical myth in iran. *Alcohol*, 88:29–32, 2020.
- [5] R. Albalawi, T. H. Yeap, and M. Benyoucef. Using topic modeling methods for short-text data: A comparative analysis. *Frontiers in artificial intelligence*, 3:42, 2020.
- [6] M. Aliapoulos, A. Papisavva, C. Ballard, E. De Cristofaro, G. Stringhini, S. Zannettou, and J. Blackburn. The gospel according to q: Understanding the qanon conspiracy from the perspective of canonical information. In *The 16th International AAAI Conference on Web and Social Media (ICWSM 2022)*, 2022.
- [7] J. Allan. Detection as multi-topic tracking. *Information Retrieval*, 5(2-3):139–157, 2002.
- [8] E. Allaway and K. McKeown. Zero-Shot Stance Detection: A Dataset and Model using Generalized Topic Representations. In *Empirical Methods in Natural Language Processing*, 2020.
- [9] H. Allcott and M. Gentzkow. Social media and fake news in the 2016 election. *Journal of economic perspectives*, 31(2), 2017.
- [10] J. Allen, B. Howland, M. Mobius, D. Rothschild, and D. J. Watts. Evaluating the fake news problem at the scale of the information ecosystem. *Science advances*, 6(14), 2020.
- [11] A. Amarasingam and M.-A. Argentino. The qanon conspiracy theory: A security threat in the making. *CTC Sentinel*, 13(7):37–44, 2020.
- [12] M. Antonakakis, R. Perdisci, D. Dagon, W. Lee, and N. Feamster. Building a dynamic reputation system for {DNS}. In *19th USENIX Security Symposium (USENIX Security 10)*, 2010.
- [13] M. Antonakakis, R. Perdisci, W. Lee, N. Vasiloglou II, and D. Dagon. Detecting malware domains at the upper {DNS} hierarchy. In *20th USENIX Security Symposium (USENIX Security 11)*, 2011.
- [14] M. Babaei, J. Kulshrestha, A. Chakraborty, E. M. Redmiles, M. Cha, and K. P. Gummadi. Analyzing biases in perception of truth in news stories and their implications for fact checking. *IEEE Transactions on Computational Social Systems*, 9(3):839–850, 2021.
- [15] J. B. Bak-Coleman, I. Kennedy, M. Wack, A. Beers, J. S. Schafer, E. S. Spiro, K. Starbird, and J. D. West. Combining interventions to reduce the spread of viral misinformation. *Nature Human Behaviour*, 6(10):1372–1380, 2022.
- [16] P. Ball and A. Maxmen. The epic battle against coronavirus misinformation and conspiracy theories. *Nature*, 581(7809):371–375, 2020.
- [17] S. Banaji, R. Bhat, A. Agarwal, N. Passanha, and M. Sadhana Pravin. Whatsapp vigilantes: An exploration of citizen reception and circulation of whatsapp misinformation linked to mob violence in India. 2019.
- [18] A. Bauer, A. Nadler, and J. L. Nelson. What is fox news? partisan journalism, misinformation, and the problem of classification. *Electronic News*, 16(1):18–29, 2022.
- [19] P. Biancovilli, L. Makszin, and C. Jurberg. Misinformation on social networks during the novel coronavirus pandemic: a quali-quantitative case study of Brazil. *BMC Public Health*, 21(1):1–10, 2021.
- [20] D. Biber and E. Finegan. Adverbial stance types in english. *Discourse processes*, 11(1), 1988.
- [21] S. Bird, E. Klein, and E. Loper. *Natural language processing with Python: analyzing text with the natural language toolkit*. 2009.
- [22] D. M. Blei, T. L. Griffiths, and M. I. Jordan. The nested chinese restaurant process and bayesian nonparametric inference of topic hierarchies. *Journal of the ACM (JACM)*, 57(2):1–30, 2010.

- [23] G. Bouma. Normalized (pointwise) mutual information in collocation extraction. *Proceedings of GSCL*, 30:31–40, 2009.
- [24] G. R. Boynton and G. W. Richardson Jr. Agenda setting in the twenty-first century. *New Media & Society*, 18(9):1916–1934, 2016.
- [25] M. Brosig and R. Verma. The war in ukraine, the global south and the evolving global order. *Global Policy*, 2024.
- [26] D. Cer, M. Diab, E. Agirre, I. Lopez-Gazpio, and L. Specia. Semeval-2017 task 1: Semantic textual similarity multilingual and crosslingual focused evaluation. In *Proceedings of the 11th International Workshop on Semantic Evaluation (SemEval-2017)*, pages 1–14, 2017.
- [27] D. Cer, Y. Yang, S.-y. Kong, N. Hua, N. Limtiaco, R. S. John, N. Constant, M. Guajardo-Cespedes, S. Yuan, C. Tar, et al. Universal sentence encoder for English. In *Conference on Empirical Methods in Natural Language Processing: System Demonstrations*, 2018.
- [28] D. Chandrasekaran and V. Mago. Evolution of semantic similarity—a survey. *ACM Computing Surveys (CSUR)*, 54(2):1–37, 2021.
- [29] X. Chen, A. Zeynali, C. Camargo, F. Flöck, D. Gaffney, P. Grabowicz, S. Hale, D. Jurgens, and M. Samory. Semeval-2022 task 8: Multilingual news article similarity. In *Proceedings of the 16th International Workshop on Semantic Evaluation (SemEval-2022)*, pages 1094–1106, 2022.
- [30] J. Comber. Fda authorizes traditional novavax covid vaccine, but critics question safety claims. <https://web.archive.org/web/20220713202551/https://childrenshealthdefense.org/defender/fda-authorize-traditional-novavax-covid-vaccine-safety-claims/>, 7 2022.
- [31] J. Y. Cuan-Baltazar, M. J. Muñoz-Perez, C. Robledo-Vega, M. F. Pérez-Zepeda, and E. Soto-Vega. Misinformation of covid-19 on the internet: infodemiology study. *JMIR public health and surveillance*, 6(2):e18444, 2020.
- [32] R. Dahlke, D. Kumar, Z. Durumeric, and J. T. Hancock. Quantifying the systematic bias in the accessibility and inaccessibility of web scraping content from url-logged web-browsing digital trace data. *Social Science Computer Review*, page 08944393231218214, 2023.
- [33] Dave Van Zandt. Media bias/fact check. <https://mediabiasfactcheck.com/>, 2023.
- [34] R. C. David Bauder and G. Mulvihill. Fox, dominion reach 787m settlement over election claims. <https://web.archive.org/web/20230418103714/https://apnews.com/article/fox-news-dominion-lawsuit-trump-2020-0ac71f75acfac52ea80b3e747fb0afe>, 4 2023.
- [35] P. De Meo, E. Ferrara, G. Fiumara, and A. Provetti. Generalized louvain method for community detection in large networks. In *2011 11th international conference on intelligent systems design and applications*, pages 88–93. IEEE, 2011.
- [36] P. Devine and K. Blincoe. Unsupervised extreme multi label classification of stack overflow posts. In *Proceedings of the 1st International Workshop on Natural Language-based Software Engineering*, pages 1–8, 2022.
- [37] J. Devlin, M.-W. Chang, K. Lee, and K. Toutanova. Bert: Pre-training of deep bidirectional transformers for language understanding. In *North American Chapter of the Association for Computational Linguistics: Human Language Technologies, Volume 1*, 2019.
- [38] O. Dinari and O. Freifeld. Revisiting dp-means: fast scalable algorithms via parallelism and delayed cluster creation. In *Uncertainty in Artificial Intelligence*, pages 579–588. PMLR, 2022.
- [39] A. Dubey, A. Jauhri, A. Pandey, A. Kadian, A. Al-Dahle, A. Letman, A. Mathur, A. Schelten, A. Yang, A. Fan, et al. The llama 3 herd of models. *arXiv preprint arXiv:2407.21783*, 2024.
- [40] Z. Durumeric, D. Adrian, A. Mirian, J. Kasten, E. Bursztein, N. Lidzboriski, K. Thomas, V. Eranti, M. Bailey, and J. A. Halderman. Neither snow nor rain nor mitm... an empirical analysis of email delivery security. In *Proceedings of the 2015 Internet Measurement Conference*, pages 27–39, 2015.
- [41] Z. Durumeric, D. Adrian, P. Stephens, E. Wustrow, and J. A. Halderman. Ten years of zmap. In *Proceedings of the 2024 ACM on Internet Measurement Conference*, pages 139–148, 2024.
- [42] Z. Durumeric, J. Kasten, M. Bailey, and J. A. Halderman. Analysis of the https certificate ecosystem. In *Proceedings of the 2013 conference on Internet measurement conference*, pages 291–304, 2013.
- [43] Z. Durumeric, E. Wustrow, and J. A. Halderman. {ZMap}: Fast internet-wide scanning and its security applications. In *22nd USENIX Security Symposium (USENIX Security 13)*, pages 605–620, 2013.
- [44] U. K. Ecker and L. C. Ang. Political attitudes and the processing of misinformation corrections. *Political Psychology*, 40(2):241–260, 2019.
- [45] L. Erbring, E. N. Goldenberg, and A. H. Miller. Front-page news and real-world cues: A new look at agenda-setting by the media. *American journal of political science*, pages 16–49, 1980.
- [46] EU Disinfo Lab. What is the doppelganger operation? <https://www.disinfo.eu/doppelganger-operation/>.
- [47] T. Gao, X. Yao, and D. Chen. Simcse: Simple contrastive learning of sentence embeddings. In *Proceedings of the 2021 Conference on Empirical Methods in Natural Language Processing*, pages 6894–6910, 2021.
- [48] R. K. Garrett and R. M. Bond. Conservatives’ susceptibility to political misperceptions. *Science Advances*, 7(23):eabf1234, 2021.
- [49] M. Gomez-Rodriguez, J. Leskovec, and A. Krause. Inferring networks of diffusion and influence. *ACM Transactions on Knowledge Discovery from Data (TKDD)*, 5(4):1–37, 2012.
- [50] M. Gomez Rodriguez, J. Leskovec, and B. Schölkopf. Structure and dynamics of information pathways in online media. In *Proceedings of the sixth ACM international conference on Web search and data mining*, pages 23–32, 2013.
- [51] L. Grimminger and R. Klinger. Hate towards the political opponent: A twitter corpus study of the 2020 us elections on the basis of offensive speech and stance detection. In *Proceedings of the Eleventh Workshop on Computational Approaches to Subjectivity, Sentiment and Social Media Analysis*, pages 171–180, 2021.
- [52] M. Grootendorst. Bertopic: Neural topic modeling with a class-based tf-idf procedure. *arXiv preprint arXiv:2203.05794*, 2022.
- [53] F. Hamborg and K. Donnay. Newsmtsc: A dataset for (multi-) target-dependent sentiment classification in political news articles. In *Proceedings of the 16th Conference of the European Chapter of the Association for Computational Linguistics: Main Volume*, pages 1663–1675, 2021.
- [54] C. Han, D. Kumar, and Z. Durumeric. On the infrastructure providers that support misinformation websites. In *Proceedings of the international aaai conference on web and social media*, volume 16, pages 287–298, 2022.
- [55] H. Hanley and Z. Durumeric. Tata: Stance detection via topic-agnostic and topic-aware embeddings. In *Proceedings of the 2023 Conference on Empirical Methods in Natural Language Processing*, pages 11280–11294, 2023.
- [56] H. W. Hanley and Z. Durumeric. Machine-made media: Monitoring the mobilization of machine-generated articles on misinformation and mainstream news websites. In *Proceedings of the International AAAI Conference on Web and Social Media*, volume 18, pages 542–556, 2024.
- [57] H. W. Hanley and Z. Durumeric. Partial mobilization: Tracking multilingual information flows amongst russian media outlets and telegram. In *Proceedings of the International AAAI Conference on Web and Social Media*, volume 18, pages 528–541, 2024.
- [58] H. W. Hanley, D. Kumar, and Z. Durumeric. No calm in the storm: investigating qanon website relationships. In *Proceedings of the international AAAI conference on Web and social media*, volume 16, pages 299–310, 2022.

- [59] H. W. Hanley, D. Kumar, and Z. Durumeric. "A special operation": A quantitative approach to dissecting and comparing different media ecosystems' coverage of the russo-ukrainian war. In *Proceedings of the International AAAI Conference on Web and social media*, volume 17, pages 339–350, 2023.
- [60] H. W. Hanley, D. Kumar, and Z. Durumeric. A golden age: Conspiracy theories' relationship with misinformation outlets, news media, and the wider internet. *Proceedings of the ACM on Human-Computer Interaction*, 7(CSCW2):1–33, 2023.
- [61] H. W. Hanley, D. Kumar, and Z. Durumeric. Happenstance: utilizing semantic search to track russian state media narratives about the russo-ukrainian war on reddit. In *Proceedings of the international AAAI conference on web and social media*, volume 17, pages 327–338, 2023.
- [62] H. W. Hanley, D. Kumar, and Z. Durumeric. Specious sites: Tracking the spread and sway of spurious news stories at scale. In *2024 IEEE Symposium on Security and Privacy (SP)*, pages 1609–1627. IEEE, 2024.
- [63] M. Hardalov, A. Arora, P. Nakov, and I. Augenstein. Few-shot cross-lingual stance detection with sentiment-based pre-training. In *Proceedings of the AAAI Conference on Artificial Intelligence*, volume 36, pages 10729–10737, 2022.
- [64] N. Hassan, G. Zhang, F. Arslan, J. Caraballo, D. Jimenez, S. Gawsane, S. Hasan, M. Joseph, A. Kulkarni, A. K. Nayak, et al. Claimbuster: The first-ever end-to-end fact-checking system. *Proceedings of the VLDB Endowment*, 10(12):1945–1948, 2017.
- [65] P. He, J. Gao, and W. Chen. Debertav3: Improving deberta using electra-style pre-training with gradient-disentangled embedding sharing. In *11th Intl. Conf. on Learning Representations*, 2022.
- [66] N. Heninger, Z. Durumeric, E. Wustrow, and J. A. Halderman. Mining your ps and qs: Detection of widespread weak keys in network devices. In *21st USENIX Security Symposium (USENIX Security 12)*, pages 205–220, 2012.
- [67] J. Hoewe, K. C. Brownell, and E. C. Wiemer. The role and impact of fox news. In *The forum*, volume 18, pages 367–388. De Gruyter, 2020.
- [68] A. Hounsel, J. Holland, B. Kaiser, K. Borgolte, N. Feamster, and J. Mayer. Identifying disinformation websites using infrastructure features. In *USENIX Workshop on Free and Open Communications on the Internet*, 2020.
- [69] E. J. Hu, P. Wallis, Z. Allen-Zhu, Y. Li, S. Wang, L. Wang, W. Chen, et al. Lora: Low-rank adaptation of large language models. In *International Conference on Learning Representations*, 2021.
- [70] H. Jelodar, Y. Wang, C. Yuan, X. Feng, X. Jiang, Y. Li, and L. Zhao. Latent dirichlet allocation (lda) and topic modeling: models, applications, a survey. *Multimedia Tools and Applications*, 2019.
- [71] Z. Jin, J. Cao, H. Guo, Y. Zhang, and J. Luo. Multimodal fusion with recurrent neural networks for rumor detection on microblogs. In *Proceedings of the 25th ACM international conference on Multimedia*, pages 795–816, 2017.
- [72] J. Johnson, M. Douze, and H. Jégou. Billion-scale similarity search with GPUs. *IEEE Transactions on Big Data*, 7(3), 2019.
- [73] J. L. Juul and J. Ugander. Comparing information diffusion mechanisms by matching on cascade size. *Proceedings of the National Academy of Sciences*, 118(46), 2021.
- [74] B. Kaiser, J. Wei, E. Lucherini, K. Lee, J. N. Matias, and J. Mayer. Adapting security warnings to counter online disinformation. In *30th USENIX Security Symposium (USENIX Security 21)*, pages 1163–1180, 2021.
- [75] J. Kerr, C. Panagopoulos, and S. Van Der Linden. Political polarization on covid-19 pandemic response in the united states. *Personality and individual differences*, 179:110892, 2021.
- [76] J. M. Kleinberg, R. Kumar, P. Raghavan, S. Rajagopalan, and A. S. Tomkins. The web as a graph: Measurements, models, and methods. In *Computing and Combinatorics: 5th Annual International Conference, COCOON'99 Tokyo, Japan, July 26–28, 1999 Proceedings 5*, pages 1–17. Springer, 1999.
- [77] P. Kreko. Political tribalism, polarization, and the motivated rejection of science. In *The Tribal Mind and the Psychology of Collectivism*, pages 169–185. Routledge, 2024.
- [78] D. Küçük and F. Can. Stance detection: A survey. *ACM Computing Surveys (CSUR)*, 53(1):1–37, 2020.
- [79] B. Kulis and M. I. Jordan. Revisiting k-means: new algorithms via bayesian nonparametrics. In *International Conference on Machine Learning*, 2012.
- [80] S. Kwon, M. Cha, K. Jung, W. Chen, and Y. Wang. Aspects of rumor spreading on a microblog network. In *Social Informatics: 5th International Conference, SocInfo 2013, Kyoto, Japan, November 25-27, 2013, Proceedings 5*, pages 299–308. Springer, 2013.
- [81] S. Kwon, M. Cha, K. Jung, W. Chen, and Y. Wang. Prominent features of rumor propagation in online social media. In *2013 IEEE 13th international conference on data mining*, pages 1103–1108. IEEE, 2013.
- [82] M. Lai, V. Patti, G. Ruffo, and P. Rosso. Stance evolution and twitter interactions in an italian political debate. In *Natural Language Processing and Information Systems: 23rd International Conference on Applications of Natural Language to Information Systems, NLDB 2018, Paris, France, June 13-15, 2018, Proceedings 23*, pages 15–27. Springer, 2018.
- [83] G. Leban, B. Fortuna, J. Brank, and M. Grobelnik. Event registry: learning about world events from news. In *Proceedings of the 23rd International Conference on World Wide Web*, pages 107–110, 2014.
- [84] D. Leonhardt. Revisiting the gaza hospital explosion. <https://www.nytimes.com/2023/11/03/briefing/gaza-hospital-explosion.html>, 11 2023.
- [85] J. Leskovec, L. Backstrom, and J. Kleinberg. Meme-tracking and the dynamics of the news cycle. In *Proceedings of the 15th ACM SIGKDD international conference on Knowledge discovery and data mining*, pages 497–506, 2009.
- [86] B. Lester, R. Al-Rfou, and N. Constant. The power of scale for parameter-efficient prompt tuning. In *Proceedings of the 2021 Conference on Empirical Methods in Natural Language Processing*, pages 3045–3059, 2021.
- [87] B. Liang, Q. Zhu, X. Li, M. Yang, L. Gui, Y. He, and R. Xu. Jointcl: A joint contrastive learning framework for zero-shot stance detection. In *Proceedings of the 60th Annual Meeting of the Association for Computational Linguistics (Volume 1: Long Papers)*, volume 1, pages 81–91. Association for Computational Linguistics, 2022.
- [88] J. Ma, W. Gao, P. Mitra, S. Kwon, B. J. Jansen, K.-F. Wong, and M. Cha. Detecting rumors from microblogs with recurrent neural networks. 2016.
- [89] G. Madraki, I. Grasso, J. M. Ojala, Y. Liu, and J. Matthews. Characterizing and comparing covid-19 misinformation across languages, countries and platforms. In *Companion proceedings of the web conference 2021*, pages 213–223, 2021.
- [90] A. Martin. Russians impersonate washington post and fox news with anti-ukraine stories. <https://therecord.media/russians-fake-news-anti-ukraine>.
- [91] M. McCombs and D. Shaw. The agenda-setting function of the press. *The Press*. Oxford, England: Oxford University Press Inc, pages 156–168, 2005.
- [92] D. McCoy, A. Pitsillidis, J. Grant, N. Weaver, C. Kreibich, B. Krebs, G. Voelker, S. Savage, and K. Levchenko. {PharmaLeaks}: Understanding the business of online pharmaceutical affiliate programs. In *21st USENIX Security Symposium (USENIX Security 12)*, pages 1–16, 2012.

- [93] L. McInnes, J. Healy, S. Astels, et al. hdbscan: Hierarchical density based clustering. *J. Open Source Softw.*, 2(11):205, 2017.
- [94] S. B. Medicine. Vaccines. <https://sciencebasedmedicine.org/category/vaccines/>, 2024.
- [95] S. Meiklejohn, M. Pomarole, G. Jordan, K. Levchenko, D. McCoy, G. M. Voelker, and S. Savage. A fistful of bitcoins: characterizing payments among men with no names. In *Proceedings of the 2013 conference on Internet measurement conference*, pages 127–140, 2013.
- [96] Y. Meng, Y. Zhang, J. Huang, Y. Zhang, and J. Han. Topic discovery via latent space clustering of pretrained language model representations. In *Proceedings of the ACM web conference 2022*, pages 3143–3152, 2022.
- [97] J. Mercola. Fda anxious for pfizer to rush covid shots for babies and toddlers. but why? <https://web.archive.org/web/20220208225347/https://childrenshealthdefense.org/defender/fda-pfizer-rush-covid-shots-babies-toddlers/>, 2 2022.
- [98] S. Miranda, A. Znotins, S. B. Cohen, and G. Barzdins. Multilingual clustering of streaming news. In *Proceedings of the 2018 Conference on Empirical Methods in Natural Language Processing*, pages 4535–4544, 2018.
- [99] S. Mohammad, S. Kiritchenko, P. Sobhani, X. Zhu, and C. Cherry. Semeval-2016 task 6: Detecting stance in tweets. In *Proceedings of the 10th international workshop on semantic evaluation (SemEval-2016)*, pages 31–41, 2016.
- [100] E. Momeni, S. Karunasekera, P. Goyal, and K. Lerman. Modeling evolution of topics in large-scale temporal text corpora. In *Proceedings of the International AAAI Conference on Web and Social Media*, volume 12, 2018.
- [101] R. C. Moore, R. Dahlke, and J. T. Hancock. Exposure to untrustworthy websites in the 2020 us election. *Nature Human Behaviour*, 7(7):1096–1105, 2023.
- [102] B. Mueller and S. G. Stolberg. Fauci grilled by lawmakers on masks, vaccine mandates and lab leak theory. <https://web.archive.org/save/https://www.nytimes.com/2024/06/03/science/fauci-hearing-covid-origins.html>, 6 2024.
- [103] P. Nakov and G. Da San Martino. Fake news, disinformation, propaganda, and media bias. In *Proceedings of the 30th ACM International Conference on Information & Knowledge Management*, pages 4862–4865, 2021.
- [104] N. Nakshatri, S. Liu, S. Chen, D. Roth, D. Goldwasser, and D. Hopkins. Using llm for improving key event discovery: Temporal-guided news stream clustering with event summaries. In *Findings of the Association for Computational Linguistics: EMNLP 2023*, pages 4162–4173, 2023.
- [105] D. Ng. Left-wing guardian triggered by my son hunter: Stop trying to make hunter biden conspiracy theories happen. <https://web.archive.org/web/20220903140730/https://www.breitbart.com/entertainment/2022/09/03/leftwing-guardian-triggered-by-my-son-hunter-stop-trying-to-make-hunter-biden-conspiracy-theories-happen/>, 9 2022.
- [106] U. D. of State Global Engagement Center. Gec special report: Russia’s pillars of disinformation and propaganda - united states department of state. <https://www.state.gov/russias-pillars-of-disinformation-and-propaganda-report/>, 8 2020.
- [107] A. Papisavva, J. Blackburn, G. Stringhini, S. Zannettou, and E. D. Cristofaro. “is it a coincidence?”: An exploratory study of qanon on voat. In *Proceedings of the Web Conference 2021*, pages 460–471, 2021.
- [108] P. Paudel, J. Blackburn, E. De Cristofaro, S. Zannettou, and G. Stringhini. Lambretta: learning to rank for twitter soft moderation. In *2023 IEEE Symposium on Security and Privacy (SP)*, pages 311–326. IEEE, 2023.
- [109] F. Pierri, L. Luceri, N. Jindal, and E. Ferrara. Propaganda and misinformation on facebook and twitter during the russian invasion of ukraine. In *Proceedings of the 15th ACM web science conference 2023*, pages 65–74, 2023.
- [110] A. Piktus, F. Petroni, V. Karpukhin, D. Okhonko, S. Broscheit, G. Izacard, P. Lewis, B. Oğuz, E. Grave, W.-t. Yih, et al. The web is your oyster—knowledge-intensive nlp against a very large web corpus. *arXiv preprint arXiv:2112.09924*, 2021.
- [111] T. A. Press. Not real news: A look at what didn’t happen this week. <https://web.archive.org/web/20231124154018/https://apnews.com/article/fact-check-misinformation-f3c1d54f2d059de0532360d638335e99>, 11 2023.
- [112] S. Prochaska, K. Duskin, Z. Kharazian, C. Minow, S. Blucker, S. Venuto, J. D. West, and K. Starbird. Mobilizing manufactured reality: How participatory disinformation shaped deep stories to catalyze action during the 2020 us presidential election. *Proceedings of the ACM on Human-Computer Interaction*, 7(CSCW1):1–39, 2023.
- [113] M. Rajdev and K. Lee. Fake and spam messages: Detecting misinformation during natural disasters on social media. In *2015 IEEE/WIC/ACM International Conference on Web Intelligence and Intelligent Agent Technology (WI-IAT)*, volume 1, pages 17–20. IEEE, 2015.
- [114] N. Reimers and I. Gurevych. Sentence-BERT: Sentence embeddings using Siamese BERT-networks. In K. Inui, J. Jiang, V. Ng, and X. Wan, editors, *Proceedings of the 2019 Conference on Empirical Methods in Natural Language Processing and the 9th International Joint Conference on Natural Language Processing (EMNLP-IJCNLP)*, pages 3982–3992, Hong Kong, China, Nov. 2019. Association for Computational Linguistics.
- [115] B. Ruhnau. Eigenvector-centrality—a node-centrality? *Social networks*, 22(4):357–365, 2000.
- [116] K. Ruth, A. Fass, J. Azose, M. Pearson, E. Thomas, C. Sadowski, and Z. Durumeric. A world wide view of browsing the world wide web. In *Proceedings of the 22nd ACM Internet Measurement Conference*, pages 317–336, 2022.
- [117] K. Ruth, D. Kumar, B. Wang, L. Valenta, and Z. Durumeric. Toppling top lists: Evaluating the accuracy of popular website lists. In *Proceedings of the 22nd ACM Internet Measurement Conference*, pages 374–387, 2022.
- [118] M. H. Saeed, S. Ali, J. Blackburn, E. De Cristofaro, S. Zannettou, and G. Stringhini. Trollmagnifier: Detecting state-sponsored troll accounts on reddit. In *2022 IEEE symposium on security and privacy (SP)*, pages 2161–2175. IEEE, 2022.
- [119] K. K. Saravanakumar, M. Ballesteros, M. K. Chandrasekaran, and K. Mckeown. Event-driven news stream clustering using entity-aware contextual embeddings. In *Proceedings of the 16th Conference of the European Chapter of the Association for Computational Linguistics: Main Volume*, pages 2330–2340, 2021.
- [120] M. S. Schäfer and J. Painter. Climate journalism in a changing media ecosystem: Assessing the production of climate change-related news around the world. *Wiley Interdisciplinary Reviews: Climate Change*, 12(1):e675, 2021.
- [121] G. K. Shahi. Warclaim: A dataset for fake news on 2023 Israel–Hamas war. In *ACM Web Science Conference*, 2024.
- [122] L. Silver and A. Connaughton. Partisanship colors views of covid-19 handling across advanced economies. <https://www.pewresearch.org/global/2022/08/11/partisanship-colors-views-of-covid-19-handling-across-advanced-economies/>, 8 2022.
- [123] V. Singrodia, A. Mitra, and S. Paul. A review on web scrapping and its applications. In *2019 international conference on computer communication and informatics (ICCCI)*, pages 1–6. IEEE, 2019.

- [124] J. R. Smith, H. Saint-Amand, M. Plamada, P. Koehn, C. Callison-Burch, and A. Lopez. Dirt cheap web-scale parallel text from the common crawl. Association for Computational Linguistics, 2013.
- [125] V. Smith. *Go Web Scraping Quick Start Guide: Implement the power of Go to scrape and crawl data from the web*. 2019.
- [126] K. Song, X. Tan, T. Qin, J. Lu, and T.-Y. Liu. MpNet: Masked and permuted pre-training for language understanding. *Adv. in Neural Information Processing Systems*, 2020.
- [127] K. Starbird, A. Arif, T. Wilson, K. Van Koeveering, K. Yefimova, and D. Scarnecchia. Ecosystem or echo-system? exploring content sharing across alternative media domains. In *Proceedings of the International AAAI Conference on Web and Social Media*, volume 12, 2018.
- [128] R. Sundara Raman, L.-H. Merino, K. Bock, M. Fayed, D. Levin, N. Sullivan, and L. Valenta. Global, passive detection of connection tampering. In *Proceedings of the ACM SIGCOMM 2023 Conference*, pages 622–636, 2023.
- [129] R. Sundara Raman, P. Shenoy, K. Kohls, and R. Ensafi. Censored planet: An internet-wide, longitudinal censorship observatory. In *proceedings of the 2020 ACM SIGSAC conference on computer and communications security*, pages 49–66, 2020.
- [130] K. Thomas, E. Bursztein, C. Grier, G. Ho, N. Jagpal, A. Kapravelos, D. McCoy, A. Nappa, V. Paxson, P. Pearce, et al. Ad injection at scale: Assessing deceptive advertisement modifications. In *2015 IEEE Symposium on Security and Privacy*, pages 151–167. IEEE, 2015.
- [131] F. Timotija. Ukraine defense minister presses us to allow use of long-range weapons on russia. <https://web.archive.org/web/20240831192927/https://thehill.com/policy/international/4857208-ukraine-defense-minister-rustem-umerov-long-range-missiles-restriction/>, 8 2024.
- [132] R. Today. Finland rules on fate of seized russian artwork. <https://web.archive.org/web/20220524233445/https://www.rt.com/russia/553529-finland-russia-art-decision/>, 4 2022.
- [133] P. D. Turney. Mining the web for synonyms: Pmi-ir versus lsa on toefl. In *European conference on machine learning*, pages 491–502. Springer, 2001.
- [134] U.S. Department of Justice. Justice department disrupts covert russian government-sponsored foreign malign influence operation targeting audiences in the united states and elsewhere. <https://www.justice.gov/opa/pr/justice-department-disrupts-covert-russian-government-sponsored-foreign-malign-influence>.
- [135] Y. Vasiliev. *Natural language processing with Python and spaCy: A practical introduction*. No Starch Press, 2020.
- [136] S. Vosoughi, D. Roy, and S. Aral. The spread of true and false news online. *science*, 359(6380):1146–1151, 2018.
- [137] I. Waller and A. Anderson. Quantifying social organization and political polarization in online platforms. *Nature*, 600(7888):264–268, 2021.
- [138] L. Wang, N. Yang, X. Huang, B. Jiao, L. Yang, D. Jiang, R. Majumder, and F. Wei. Text embeddings by weakly-supervised contrastive pre-training. *arXiv preprint arXiv:2212.03533*, 2022.
- [139] G. Weld, M. Glenski, and T. Althoff. Political bias and factualness in news sharing across more than 100,000 online communities. In *Proceedings of the International AAAI Conference on Web and Social Media*, volume 15, pages 796–807, 2021.
- [140] C. Wilkie. Dinesh d’souza election fraud film, book 2000 mules pulled after defamation suit. <https://web.archive.org/web/20240601000808/https://www.cnbc.com/2024/05/31/dinesh-dsouza-election-film-2000-mules-pulled.html>, 5 2024.
- [141] L. Wu, F. Morstatter, K. M. Carley, and H. Liu. Misinformation in social media: definition, manipulation, and detection. *ACM SIGKDD Explorations Newsletter*, 21(2):80–90, 2019.
- [142] J. Yin, D. Chao, Z. Liu, W. Zhang, X. Yu, and J. Wang. Model-based clustering of short text streams. In *Proceedings of the 24th ACM SIGKDD international conference on knowledge discovery & data mining*, pages 2634–2642, 2018.
- [143] D. V. Zandt. Media-Bias/Fact-Check. <https://mediabiasfactcheck.com/yahoo-news/>, 2022.
- [144] D. V. Zandt. Media-Bias/Fact-Check. <https://mediabiasfactcheck.com/north-alaska-news/>, 2022.
- [145] E. Zeng, T. Kohno, and F. Roesner. Bad news: Clickbait and deceptive ads on news and misinformation websites. In *Workshop on Technology and Consumer Protection*, pages 1–11, 2020.
- [146] Y. Zhang, F. Guo, J. Shen, and J. Han. Unsupervised key event detection from massive text corpora. In *Proceedings of the 28th ACM SIGKDD conference on knowledge discovery and data mining*, pages 2535–2544, 2022.
- [147] D. Zhou, H. Xu, and Y. He. An unsupervised Bayesian modelling approach for storyline detection on news articles. In *Conference on Empirical Methods in Natural Language Processing*, 2015.
- [148] X. Zhou, A. Sharma, A. X. Zhang, and T. Althoff. Correcting misinformation on social media with a large language model. *arXiv preprint arXiv:2403.11169*, 2024.

A Article Preprocessing

After collecting each page’s HTML, we then parse the content to extract the news article text and publication date using the Python libraries `newspaper3k` and `htmldate`. We subsequently remove any leftover boilerplate language (*i.e.*, navigation links, headers, and footers) from the text using the `justext` Python library and remove any non-English articles based on labels provided by the Python `langdetect` library. We embed the constituent *passages*, rather than full articles given the context window size limitations of the large language that we use in this work. Furthermore, as argued by Hanley et al. [62] and shown by Pikbus et al. [110], given that articles often address multiple ideas, embedding *passages* allows us to track the often single idea present within the passage. Our dataset consists of 428,051,085 passages.

B PEFT through LoRA

We utilize *Parameter Efficient Fine-Tuning/PEFT* [86] through *Low-Rank Adaption/LoRA* [69] to fine-tune and adapt pre-trained models to our datasets and to better their performance. LoRA, specifically, after freezing the weights of the original pre-trained model learns pairs of low-rank-decomposition matrices, reducing the amount of parameters that need to be learned. LoRA has been shown to often outperform other types of adaptations including full-tuning [69]. Once learned, these matrices are merged with the original frozen weights. LoRA requires the specification of the rank of the matrices learned and an α value that scales the learned parameters. Within this work, we learn LoRA matrices for the attention and the dense/linear layers of our models and utilize the commonly used defaults of $\text{rank}=8$ and $\alpha=16$ [69].

C Training with Unsupervised Contrastive Loss

To adapt our embedding models to our news dataset, we utilize unsupervised contrastive learning [47]. For training, this is such that we embed each example $x_i = (passage_i) \in D_{News}$ (where $passage_i$ is the passage text) twice (with dropout both times) with a given model by inputting $[CLS]text_i[SEP]$ and averaging the contextual word vectors of the resulting outputs as hidden vectors \mathbf{h}_i and $\tilde{\mathbf{h}}_i$ for $passage_i$ as its representations. Then, given a set of hidden vectors $\{\mathbf{h}_i\}_{i=0}^{N_b}$ and $\{\tilde{\mathbf{h}}_i\}_{i=0}^{N_b}$ (different dropout), where N_b is the size of the batch, we perform a contrastive learning step for each batch. This is such that for each Batch \mathcal{B} , for an *anchor* hidden embedding \mathbf{h}_i within the batch, the set of hidden vectors $\mathbf{h}_i, \tilde{\mathbf{h}}_j \in \mathcal{B}$, vectors where $i = j$ are positive pairs. Other pairs where $i \neq j$ are considered negative pairs. Within each batch \mathcal{B} , the contrastive loss is computed across all positive pairs in the batch:

$$L_{sim} = -\frac{1}{N_b} \sum_{\mathbf{h}_i \in \mathcal{B}} l^c(\mathbf{h}_i)$$

$$l^c(\mathbf{h}_i) = \log \frac{\sum_{j \in \mathcal{B}} \mathbb{1}_{[i=j]} \exp\left(\frac{\mathbf{h}_i^\top \tilde{\mathbf{h}}_j}{\tau \|\mathbf{h}_i\| \|\tilde{\mathbf{h}}_j\|}\right)}{\sum_{j \in \mathcal{B}} \exp\left(\frac{\mathbf{h}_i^\top \tilde{\mathbf{h}}_j}{\tau \|\mathbf{h}_i\| \|\tilde{\mathbf{h}}_j\|}\right)}$$

where, as in prior work [62, 87], we utilize a temperature $\tau = 0.07$. When performing fine-tuning, we utilize default hyperparameters (learning rate 3×10^{-5} , batch size=128, and 1M examples) specified in Gao et al. [47].

D Pointwise Mutual Information

The PMI of a word $word_i$ in a cluster C_j is calculated:

$$PMI(word_i, C_j) = \log_2 \frac{P(word_i, C_j)}{P(word_i)P(C_j)}$$

where P is the probability of occurrence and a scaling parameter $\alpha = 1$ is added to the counts of each word per cluster. This scaling parameter α prevents low-frequency words in each cluster from having the highest PMI value [133].

E Optimized DP-Means

DP-Means [79] is a non-parametric extension of the K-means algorithm that does not require the specification of the number of clusters *a priori*. Within DP-Means, when a given datapoint is a chosen parameter λ away from the closest cluster, a new cluster is formed. Dinari et al. [38] parallelize this algorithm by *delaying cluster creation* until the end of the assignment step. Namely, instead of creating a new cluster each time a new datapoint is discovered, the algorithm determines which datapoint is furthest from the current set of clusters and then

creates a new cluster with that datapoint. By delaying cluster creation, the DP-means algorithm can be trivially parallelized. Furthermore, by delaying cluster creation, this version of DP-Means avoids over-clustering the data (*i.e.*, only the most disparate datapoints create new clusters) [38].

F Evaluation on SemEval22 Task 8

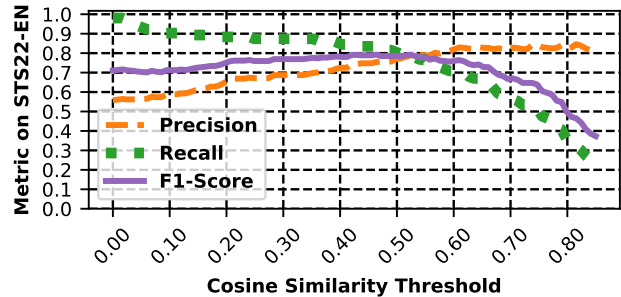


Figure 12: Evaluation of our model’s precision, recall, and F_1 scores on the English portion of the SemEval22 test dataset [29] (using 3.0 as the cut-off for the two articles being about the same event [57]).

G Evaluation of Clusters

Keywords	Passages Checked	Prec.
laissez-faire, progressivism, liberalism, laissez, corpus	193	96.89%
quake, earthquake, aftershock, turkey, rubble	500	100.00%
sinema, manchin, filibuster, kyrsten, senate	500	100.00%
williamson, marianne, self-help, williamsons, sander	500	97.40%
dysphoria, puberty, blocker, crosssex, hormone	500	100.00%
sudan, anand, evacuation, sudanese, khartoum	500	100.00%
rioter, slogan, bearing, capitol, drum	500	99.20%
teixeira, dighton, guardsman, teixeiras, massachusetts	500	99.40%
fdny, firefighter, firehouse, klein, kavanagh	500	97.00%
bragg, alvin, rouser, nypd, rabble	500	95.60%
taliban, afghan, afghanistan, hunger, malnutrition	500	100.00%
eyesight, blindness, blind, eye, sight	500	99.40%
maralago, classified, ballroom, fundraiser, document	500	100.0%
carolina, vetoproof, map, raleigh, cooper	500	99.80%
tarantino, quentin, pulp, cinema, filmmaker	500	99.20%
seoul,korea, posco, compensate, keb	500	100.00%
miscarriage, pregnant, pregnancy, csection, motherhood	500	100.00%
faucis, niaid, anthony, gain-of-function, allergy	500	100.00%
crump, arbery, breonna, ahmaud, trayvon	500	99.08%
portuguese, slave, plantation, colony, dutch	500	100.00%
cadet, guard, harassment, assault, adjutant	500	100.00%
spam, bot, musk, twitter, elon	500	98.80%
ufo, roswell, sighting, saucer, alien	500	100.00%
cpu, intel, x86, processor, amd	500	96.40%
chappelle, comedian, isaiah, onstage, attacker	500	100.00%
burisma, pozharshkiy, vadym, hunter, zlochevsky	500	100.00%
bridgerton, penelope, featherington, daphne, coughland	500	100.00%
naloxone, narcan, over-the-counter, emergent, nasal	500	100.00%
schmitt, greitens, hartzler, missouri, trudy	100	99.20%
currency, dollar, yuan, reserve, de-dollarization	500	99.80%
Prec.		99.26%